

**eko
okna**



Entrance doors


The showcase of every home



The publication does not constitute a commercial offer. It is not a basis for submitting complaints.
Presented photographs are illustrative pictures, not actual product photos.

Table of contents

PVC panels ALU Wood	p. 04-130
Types of infill	p. 131-132
Glazing in panels	p. 133-134
EkoVitre glass panels	p. 135-137
ClassicLine embossed PVC panels	p. 138-141
Accessories	p. 142-151
Colour palette	p. 152-154
Installation	p. 155-157



Entrance doors

Modern design, freedom in selection of accessories and a wealth of colours make the entrance door a remarkable showcase of any home.

The highest quality materials used during the production process are a guarantee of comfort, safety and durability for many years.

EkoLine

PVC panels

We have prepared more than 100 designs to choose from. The state-of-the-art technologies used in the manufacturing ensure high resistance to outdoor conditions and easy care. We also offer to manufacture doors following the client's own design, while suggesting optimum design solutions.

AluLine

Aluminium panels

A combination of popular designs with the durability of aluminium. The customer can choose the design, thickness, colour, and infill. AluLine gives almost unlimited possibilities. What's more, customers can create their individual and unique door design and provide the building with an exceptional look.

WoodLine

Wooden panels

WoodLine was created for the enthusiasts of modern and practical solutions based on traditional materials. There are slightly simpler, milled door designs or models with glazing to choose from. With high quality coatings, doors offer resistance to outdoor conditions as well as easy care.

EkoVitre


Glass panels

Everlasting elegance, plentiful interior design possibilities and increasing performance of glass attract the interest of designers all around the world. This prompted us to create an exclusive, timeless line of glass door panels, EkoVitre.

ClassicLine

Embossed panels

ClassicLine combines classic elegance with a hint of luxury. The collection of panels is designed for PVC joinery that charms every owner with its unique shapes and colours. When we created ClassicLine, we endeavoured to combine the comfort of use with functionality and unique aesthetics.



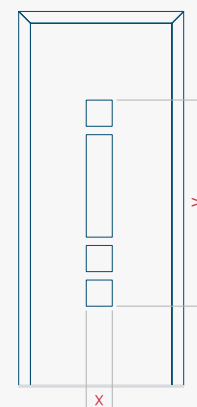
Panel Models

The customers may choose one of the models we offer or suggest their own. Nothing prevents us from manufacturing doors according to a design prepared by the customer.

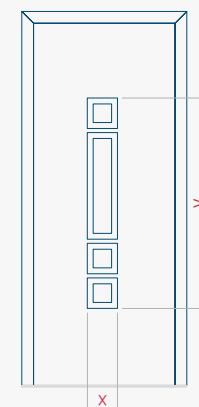
However, the design must meet structural requirements.

We also propose decorations of stainless steel, flush with the panel surface, easier in daily care.

Design without
INOX application



Design with INOX
application



x, y, - design size with or without INOX application

What material can the given design be made in

PVC	ALU	WOOD
●	●	●



What colour palette can the given design be made in

AP/SAL	RAL	TEKNOS/RAL
●	●	●



Type of infill in the given design

HPL	ALU	WOOD
●	●	●



Can INOX application be used

PVC	ALU	WOOD
○	●	●



Minimum panel size for the given design

PVC	ALU	WOOD
-	-	-



Maximum panel size for the given design

PVC	ALU	WOOD
-	-	-



data for the given panel type

○ - cannot be made
● - can be made



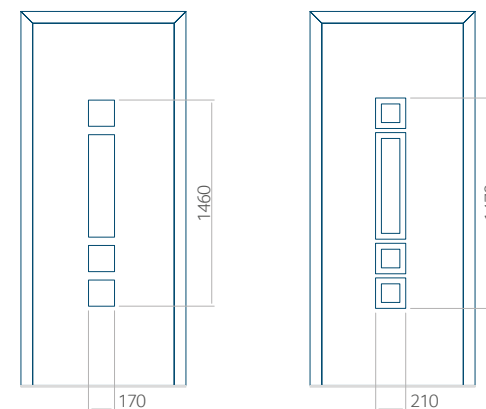
EkoAluWoodLine

PVC | ALU | WOOD panels

We prepared a wide range of designs. The state-of-the-art technologies used in the manufacture ensure high resistance to outdoor conditions and easy care. We also offer to manufacture doors according to the Client's design, while suggesting optimum design solutions.



PVC | ALU | Wood



01 Panel design

PVC	ALU	WOOD
<input checked="" type="checkbox"/>	<input checked="" type="checkbox"/>	<input checked="" type="checkbox"/>



Colours

AP/SAL	RAL	TEKNOS/RAL
<input checked="" type="checkbox"/>	<input checked="" type="checkbox"/>	<input checked="" type="checkbox"/>



Infills

HPL	ALU	WOOD
<input checked="" type="checkbox"/>	<input checked="" type="checkbox"/>	<input checked="" type="checkbox"/>



INOX application

PVC	ALU	WOOD
<input checked="" type="checkbox"/>	<input checked="" type="checkbox"/>	<input checked="" type="checkbox"/>



Minimum panel size

PVC	ALU	WOOD
600x1650	600x1650	340x1400

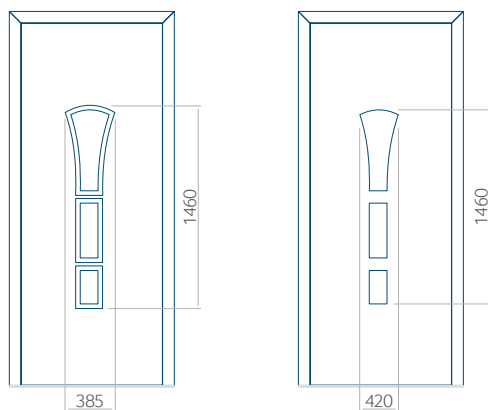


Maximum panel size

PVC	ALU	WOOD
900x2100	1100x2300	840x2240



We provide our customers with two infill types – polyurethane foam and plywood or XPS extruded polystyrene, each available with thicknesses of 24, 36 and 48 mm. Panels, depending on customer preferences and technical requirements, are made of HPL plates or aluminium sheet metal. HPL plates are covered with veneer, and sheet metal is coated. However, in wooden doors we offer panels with thicknesses of 24, 36 and 46 mm.



02 Panel design

PVC	ALU	WOOD
<input checked="" type="checkbox"/>	<input checked="" type="checkbox"/>	<input checked="" type="checkbox"/>



Colours

AP/SAL	RAL	TEKNOS/RAL
<input checked="" type="checkbox"/>	<input checked="" type="checkbox"/>	<input checked="" type="checkbox"/>



Infills

HPL	ALU	WOOD
<input checked="" type="checkbox"/>	<input checked="" type="checkbox"/>	<input checked="" type="checkbox"/>



INOX application

PVC	ALU	WOOD
<input checked="" type="checkbox"/>	<input checked="" type="checkbox"/>	<input type="checkbox"/>



Minimum panel size

PVC	ALU	WOOD
600x1650	600x1650	340x1400



Maximum panel size

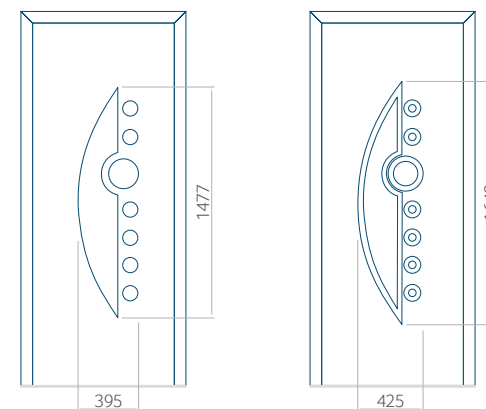
PVC	ALU	WOOD
900x2100	1100x2300	840x2240



View from the outside

The external view of the panel does not change when the handle is changed.





03 Panel design

PVC	ALU	WOOD
<input checked="" type="radio"/>	<input checked="" type="radio"/>	<input type="radio"/>



Colours

AP/SAL	RAL	TEKNOS/RAL
<input checked="" type="radio"/>	<input checked="" type="radio"/>	<input type="radio"/>



Infills

HPL	ALU	WOOD
<input checked="" type="radio"/>	<input checked="" type="radio"/>	<input type="radio"/>



INOX application

PVC	ALU	WOOD
<input checked="" type="radio"/>	<input checked="" type="radio"/>	<input type="radio"/>



Minimum panel size

PVC	ALU	WOOD
600x1650	600x1650	<input type="radio"/>
INOX 600x1750	600x1750	<input type="radio"/>



Maximum panel size

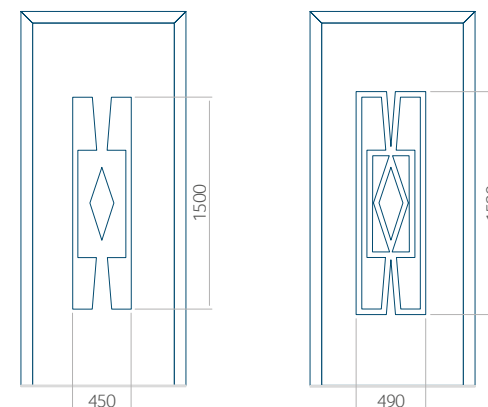
PVC	ALU	WOOD
900x2100	1100x2300	<input type="radio"/>



We provide our customers with two infill types – polyurethane foam and plywood or XPS extruded polystyrene, each available with thicknesses of 24, 36 and 48 mm. Panels, depending on customer preferences and technical requirements, are made of HPL plates or aluminium sheet metal. HPL plates are covered with veneer, and sheet metal is coated. However, in wooden doors we offer panels with thicknesses of 24, 36 and 46 mm.



View from the outside
The external view of the panel does not change when the handle is changed.



04 Panel design

PVC	ALU	WOOD
<input checked="" type="radio"/>	<input checked="" type="radio"/>	<input type="radio"/>



Colours

AP/SAL	RAL	TEKNOS/RAL
<input checked="" type="radio"/>	<input checked="" type="radio"/>	<input type="radio"/>



Infills

HPL	ALU	WOOD
<input checked="" type="radio"/>	<input checked="" type="radio"/>	<input type="radio"/>



INOX application

PVC	ALU	WOOD
<input checked="" type="radio"/>	<input checked="" type="radio"/>	<input type="radio"/>



Minimum panel size

PVC	ALU	WOOD
600x1650	600x1650	<input type="radio"/>

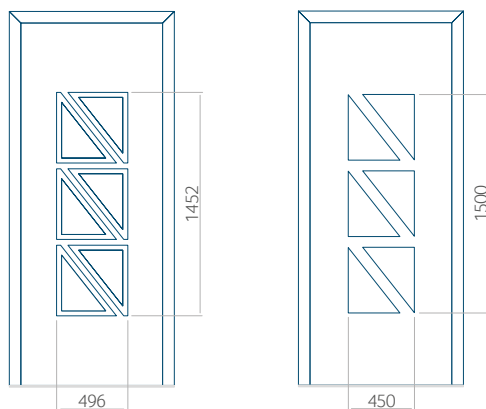


Maximum panel size

PVC	ALU	WOOD
900x2100	1100x2300	<input type="radio"/>



We provide our customers with two infill types – polyurethane foam and plywood or XPS extruded polystyrene, each available with thicknesses of 24, 36 and 48 mm. Panels, depending on customer preferences and technical requirements, are made of HPL plates or aluminium sheet metal. HPL plates are covered with veneer, and sheet metal is coated. However, in wooden doors we offer panels with thicknesses of 24, 36 and 46 mm.



05 Panel design

PVC	ALU	WOOD
<input checked="" type="checkbox"/>	<input checked="" type="checkbox"/>	<input checked="" type="checkbox"/>



Colours

AP/SAL	RAL	TEKNOS/RAL
<input checked="" type="checkbox"/>	<input checked="" type="checkbox"/>	<input checked="" type="checkbox"/>



Infills

HPL	ALU	WOOD
<input checked="" type="checkbox"/>	<input checked="" type="checkbox"/>	<input checked="" type="checkbox"/>



INOX application

PVC	ALU	WOOD
<input checked="" type="checkbox"/>	<input checked="" type="checkbox"/>	<input checked="" type="checkbox"/>



Minimum panel size

PVC	ALU	WOOD
600x1650	600x1650	340x1400



Maximum panel size

PVC	ALU	WOOD
900x2100	1100x2300	840x2240



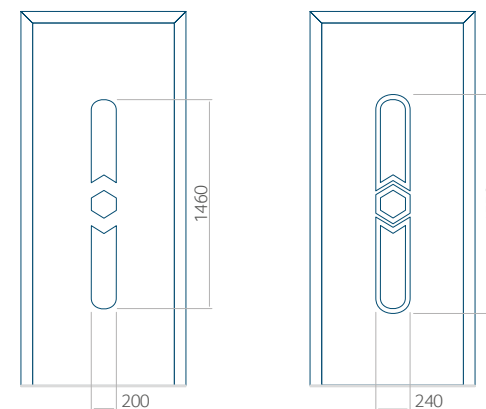
View from the outside

The external view of the panel does not change when the handle is changed.





PVC | ALU | Wood



06 Panel design

PVC	ALU	WOOD
<input checked="" type="checkbox"/>	<input checked="" type="checkbox"/>	<input checked="" type="checkbox"/>



Colours

AP/SAL	RAL	TEKNOS/RAL
<input checked="" type="checkbox"/>	<input checked="" type="checkbox"/>	<input checked="" type="checkbox"/>



Infills

HPL	ALU	WOOD
<input checked="" type="checkbox"/>	<input checked="" type="checkbox"/>	<input checked="" type="checkbox"/>



INOX application

PVC	ALU	WOOD
<input checked="" type="checkbox"/>	<input checked="" type="checkbox"/>	<input type="checkbox"/>



Minimum panel size

PVC	ALU	WOOD
600x1650	600x1650	340x1400

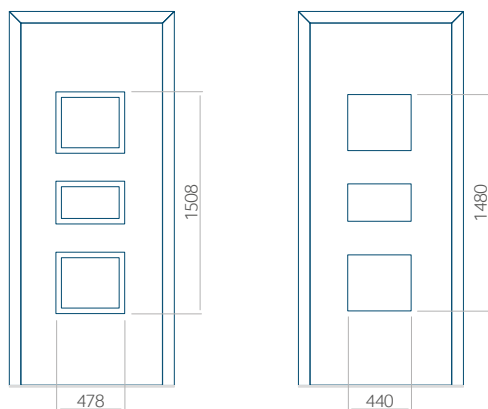


Maximum panel size

PVC	ALU	WOOD
900x2100	1100x2300	840x2240



We provide our customers with two infill types – polyurethane foam and plywood or XPS extruded polystyrene, each available with thicknesses of 24, 36 and 48 mm. Panels, depending on customer preferences and technical requirements, are made of HPL plates or aluminium sheet metal. HPL plates are covered with veneer, and sheet metal is coated. However, in wooden doors we offer panels with thicknesses of 24, 36 and 46 mm.



07 Panel design

PVC	ALU	WOOD
<input checked="" type="checkbox"/>	<input checked="" type="checkbox"/>	<input checked="" type="checkbox"/>



Colours

AP/SAL	RAL	TEKNOS/RAL
<input checked="" type="checkbox"/>	<input checked="" type="checkbox"/>	<input checked="" type="checkbox"/>



Infills

HPL	ALU	WOOD
<input checked="" type="checkbox"/>	<input checked="" type="checkbox"/>	<input checked="" type="checkbox"/>



INOX application

PVC	ALU	WOOD
<input checked="" type="checkbox"/>	<input checked="" type="checkbox"/>	<input checked="" type="checkbox"/>



Minimum panel size

PVC	ALU	WOOD
600x1650	600x1650	340x1400



Maximum panel size

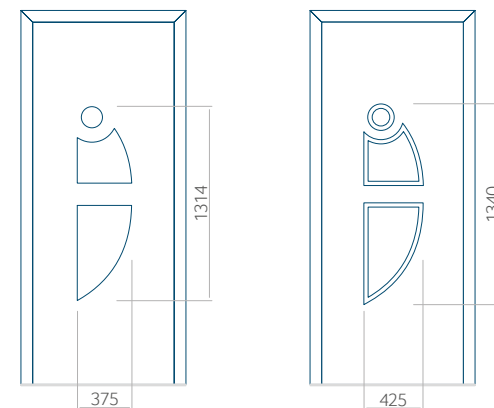
PVC	ALU	WOOD
900x2100	1100x2300	840x2240



View from the outside

The external view of the panel does not change when the handle is changed.





08 Panel design

PVC	ALU	WOOD
<input checked="" type="radio"/>	<input checked="" type="radio"/>	<input type="radio"/>



Colours

AP/SAL	RAL	TEKNOS/RAL
<input checked="" type="radio"/>	<input checked="" type="radio"/>	<input type="radio"/>



Infills

HPL	ALU	WOOD
<input checked="" type="radio"/>	<input checked="" type="radio"/>	<input type="radio"/>



INOX application

PVC	ALU	WOOD
<input checked="" type="radio"/>	<input checked="" type="radio"/>	<input type="radio"/>



Minimum panel size

PVC	ALU	WOOD
600x1650	600x1650	<input type="radio"/>

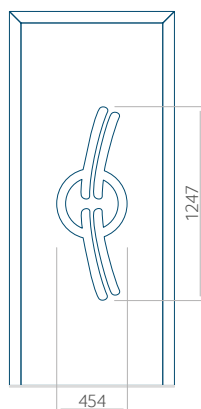


Maximum panel size

PVC	ALU	WOOD
900x2100	1100x2300	<input type="radio"/>



We provide our customers with two infill types – polyurethane foam and plywood or XPS extruded polystyrene, each available with thicknesses of 24, 36 and 48 mm. Panels, depending on customer preferences and technical requirements, are made of HPL plates or aluminium sheet metal. HPL plates are covered with veneer, and sheet metal is coated. However, in wooden doors we offer panels with thicknesses of 24, 36 and 46 mm.



09 Panel design

PVC	ALU	WOOD
<input checked="" type="radio"/>	<input checked="" type="radio"/>	<input type="radio"/>



Colours

AP/SAL	RAL	TEKNOS/RAL
<input checked="" type="radio"/>	<input checked="" type="radio"/>	<input type="radio"/>



Infills

HPL	ALU	WOOD
<input checked="" type="radio"/>	<input checked="" type="radio"/>	<input type="radio"/>



INOX application

PVC	ALU	WOOD
<input type="radio"/>	<input type="radio"/>	<input type="radio"/>



Minimum panel size

PVC	ALU	WOOD
600x1650	600x1650	<input type="radio"/>



Maximum panel size

PVC	ALU	WOOD
900x2100	1100x2300	<input type="radio"/>



View from the outside

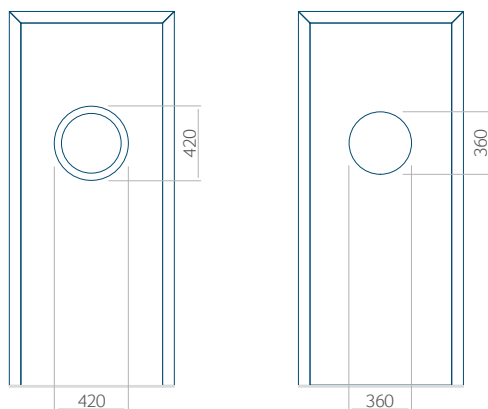
The external view of the panel does not change when the handle is changed.





PVC | ALU | WOOD

View from the outside
the external view of the panel does not change when the handle is changed.



10 Panel design

PVC	ALU	WOOD
<input checked="" type="checkbox"/>	<input checked="" type="checkbox"/>	<input checked="" type="checkbox"/>



Colours

AP/SAL	RAL	TEKNOS/RAL
<input checked="" type="checkbox"/>	<input checked="" type="checkbox"/>	<input checked="" type="checkbox"/>



Infills

HPL	ALU	WOOD
<input checked="" type="checkbox"/>	<input checked="" type="checkbox"/>	<input checked="" type="checkbox"/>



INOX application

PVC	ALU	WOOD
<input checked="" type="checkbox"/>	<input checked="" type="checkbox"/>	<input type="checkbox"/>



Minimum panel size

PVC	ALU	WOOD
600x1650	600x1650	340x1400



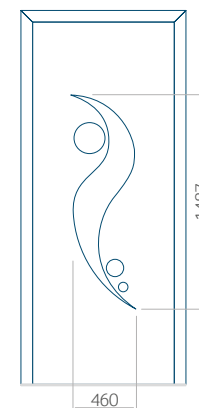
Maximum panel size

PVC	ALU	WOOD
900x2100	1100x2300	840x2240



We provide our customers with two infill types – polyurethane foam and plywood or XPS extruded polystyrene, each available with thicknesses of 24, 36 and 48 mm. Panels, depending on customer preferences and technical requirements, are made of HPL plates or aluminium sheet metal. HPL plates are covered with veneer, and sheet metal is coated. However, in wooden doors we offer panels with thicknesses of 24, 36 and 46 mm.





11 Panel design

PVC	ALU	WOOD
<input checked="" type="radio"/>	<input checked="" type="radio"/>	<input type="radio"/>



Colours

AP/SAL	RAL	TEKNOS/RAL
<input checked="" type="radio"/>	<input checked="" type="radio"/>	<input type="radio"/>



Infills

HPL	ALU	WOOD
<input checked="" type="radio"/>	<input checked="" type="radio"/>	<input type="radio"/>



INOX application

PVC	ALU	WOOD
<input type="radio"/>	<input type="radio"/>	<input type="radio"/>



Minimum panel size

PVC	ALU	WOOD
600x1650	600x1650	<input type="radio"/>

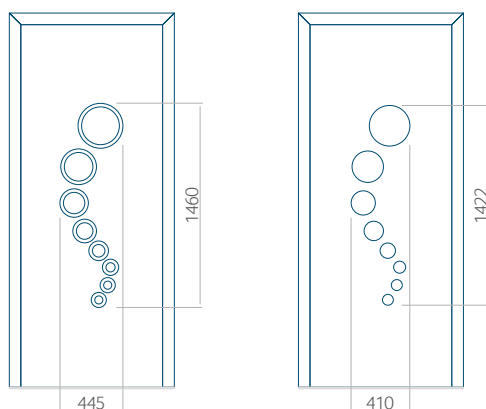


Maximum panel size

PVC	ALU	WOOD
900x2100	1100x2300	<input type="radio"/>



We provide our customers with two infill types – polyurethane foam and plywood or XPS extruded polystyrene, each available with thicknesses of 24, 36 and 48 mm. Panels, depending on customer preferences and technical requirements, are made of HPL plates or aluminium sheet metal. HPL plates are covered with veneer, and sheet metal is coated. However, in wooden doors we offer panels with thicknesses of 24, 36 and 46 mm.



12 Panel design

PVC	ALU	WOOD
<input checked="" type="checkbox"/>	<input checked="" type="checkbox"/>	<input checked="" type="checkbox"/>



Colours

AP/SAL	RAL	TEKNOS/RAL
<input checked="" type="checkbox"/>	<input checked="" type="checkbox"/>	<input checked="" type="checkbox"/>



Infills

HPL	ALU	WOOD
<input checked="" type="checkbox"/>	<input checked="" type="checkbox"/>	<input checked="" type="checkbox"/>



INOX application

PVC	ALU	WOOD
<input checked="" type="checkbox"/>	<input checked="" type="checkbox"/>	<input type="checkbox"/>



Minimum panel size

PVC	ALU	WOOD
600x1650	600x1650	340x1400



Maximum panel size

PVC	ALU	WOOD
900x2100	1100x2300	840x2240



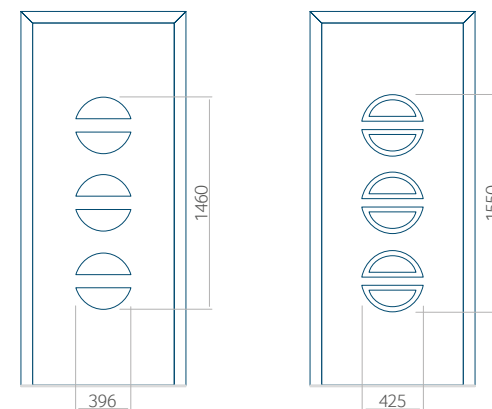
View from the outside

The external view of the panel does not change when the handle is changed.





PVC | ALU | Wood



13 Panel design

PVC	ALU	WOOD
<input checked="" type="checkbox"/>	<input checked="" type="checkbox"/>	<input checked="" type="checkbox"/>



Colours

AP/SAL	RAL	TEKNOS/RAL
<input checked="" type="checkbox"/>	<input checked="" type="checkbox"/>	<input checked="" type="checkbox"/>



Infills

HPL	ALU	WOOD
<input checked="" type="checkbox"/>	<input checked="" type="checkbox"/>	<input checked="" type="checkbox"/>



INOX application

PVC	ALU	WOOD
<input checked="" type="checkbox"/>	<input checked="" type="checkbox"/>	<input type="checkbox"/>



Minimum panel size

PVC	ALU	WOOD
600x1650	600x1650	340x1400

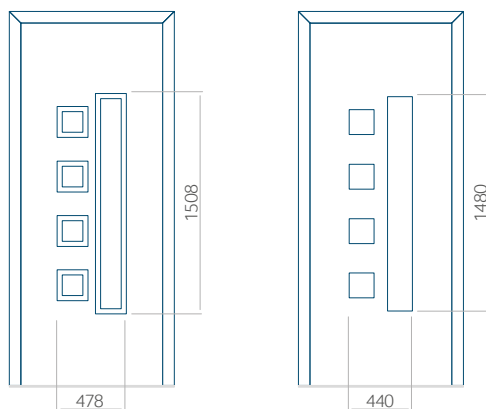


Maximum panel size

PVC	ALU	WOOD
900x2100	1100x2300	840x2240



We provide our customers with two infill types – polyurethane foam and plywood or XPS extruded polystyrene, each available with thicknesses of 24, 36 and 48 mm. Panels, depending on customer preferences and technical requirements, are made of HPL plates or aluminium sheet metal. HPL plates are covered with veneer, and sheet metal is coated. However, in wooden doors we offer panels with thicknesses of 24, 36 and 46 mm.



14 Panel design

PVC	ALU	WOOD
<input checked="" type="checkbox"/>	<input checked="" type="checkbox"/>	<input checked="" type="checkbox"/>



Colours

AP/SAL	RAL	TEKNOS/RAL
<input checked="" type="checkbox"/>	<input checked="" type="checkbox"/>	<input checked="" type="checkbox"/>



Infills

HPL	ALU	WOOD
<input checked="" type="checkbox"/>	<input checked="" type="checkbox"/>	<input checked="" type="checkbox"/>



INOX application

PVC	ALU	WOOD
<input checked="" type="checkbox"/>	<input checked="" type="checkbox"/>	<input checked="" type="checkbox"/>



Minimum panel size

PVC	ALU	WOOD
600x1650	600x1650	340x1400



Maximum panel size

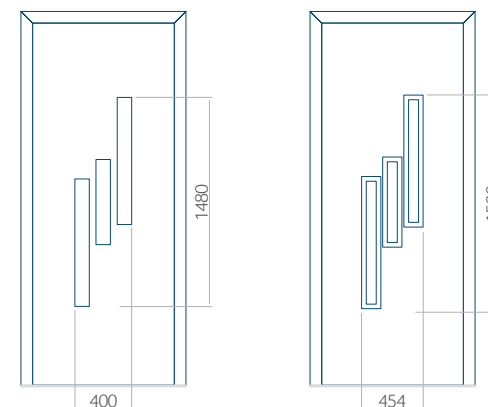
PVC	ALU	WOOD
900x2100	1100x2300	840x2240



View from the outside

The external view of the panel does not change when the handle is changed.





15 Panel design

PVC	ALU	WOOD
<input checked="" type="checkbox"/>	<input checked="" type="checkbox"/>	<input checked="" type="checkbox"/>



Colours

AP/SAL	RAL	TEKNOS/RAL
<input checked="" type="checkbox"/>	<input checked="" type="checkbox"/>	<input checked="" type="checkbox"/>



Infills

HPL	ALU	WOOD
<input checked="" type="checkbox"/>	<input checked="" type="checkbox"/>	<input checked="" type="checkbox"/>



INOX application

PVC	ALU	WOOD
<input checked="" type="checkbox"/>	<input checked="" type="checkbox"/>	<input checked="" type="checkbox"/>



Minimum panel size

PVC	ALU	WOOD
600x1650	600x1650	340x1400

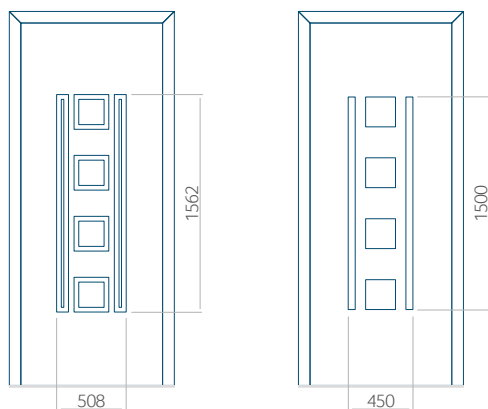


Maximum panel size

PVC	ALU	WOOD
900x2100	1100x2300	840x2240



We provide our customers with two infill types – polyurethane foam and plywood or XPS extruded polystyrene, each available with thicknesses of 24, 36 and 48 mm. Panels, depending on customer preferences and technical requirements, are made of HPL plates or aluminium sheet metal. HPL plates are covered with veneer, and sheet metal is coated. However, in wooden doors we offer panels with thicknesses of 24, 36 and 46 mm.



16 Panel design

PVC	ALU	WOOD
<input checked="" type="checkbox"/>	<input checked="" type="checkbox"/>	<input checked="" type="checkbox"/>



Colours

AP/SAL	RAL	TEKNOS/RAL
<input checked="" type="checkbox"/>	<input checked="" type="checkbox"/>	<input checked="" type="checkbox"/>



Infills

HPL	ALU	WOOD
<input checked="" type="checkbox"/>	<input checked="" type="checkbox"/>	<input checked="" type="checkbox"/>



INOX application

PVC	ALU	WOOD
<input checked="" type="checkbox"/>	<input checked="" type="checkbox"/>	<input checked="" type="checkbox"/>



Minimum panel size

PVC	ALU	WOOD
600x1650	600x1650	340x1400



Maximum panel size

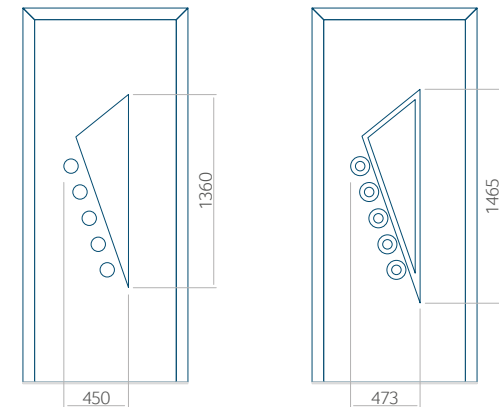
PVC	ALU	WOOD
900x2100	1100x2300	840x2240



View from the outside

The external view of the panel does not change when the handle is changed.





17 Panel design

PVC	ALU	WOOD
<input checked="" type="radio"/>	<input checked="" type="radio"/>	<input type="radio"/>



Colours

AP/SAL	RAL	TEKNOS/RAL
<input checked="" type="radio"/>	<input checked="" type="radio"/>	<input type="radio"/>



Infills

HPL	ALU	WOOD
<input checked="" type="radio"/>	<input checked="" type="radio"/>	<input type="radio"/>



INOX application

PVC	ALU	WOOD
<input checked="" type="radio"/>	<input checked="" type="radio"/>	<input type="radio"/>



Minimum panel size

PVC	ALU	WOOD
600x1650	600x1650	<input type="radio"/>



Maximum panel size

PVC	ALU	WOOD
900x2100	1100x2300	<input type="radio"/>



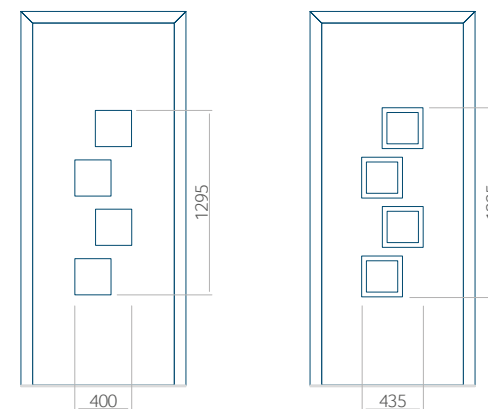
We provide our customers with two infill types – polyurethane foam and plywood or XPS extruded polystyrene, each available with thicknesses of 24, 36 and 48 mm. Panels, depending on customer preferences and technical requirements, are made of HPL plates or aluminium sheet metal. HPL plates are covered with veneer, and sheet metal is coated. However, in wooden doors we offer panels with thicknesses of 24, 36 and 46 mm.



View from the outside
The external view of the panel does not change when the handle is changed.



PVC | ALU | Wood



18 Panel design

PVC	ALU	WOOD
<input checked="" type="checkbox"/>	<input checked="" type="checkbox"/>	<input checked="" type="checkbox"/>



Colours

AP/SAL	RAL	TEKNOS/RAL
<input checked="" type="checkbox"/>	<input checked="" type="checkbox"/>	<input checked="" type="checkbox"/>



Infills

HPL	ALU	WOOD
<input checked="" type="checkbox"/>	<input checked="" type="checkbox"/>	<input checked="" type="checkbox"/>



INOX application

PVC	ALU	WOOD
<input checked="" type="checkbox"/>	<input checked="" type="checkbox"/>	<input checked="" type="checkbox"/>



Minimum panel size

PVC	ALU	WOOD
600x1650	600x1650	340x1400

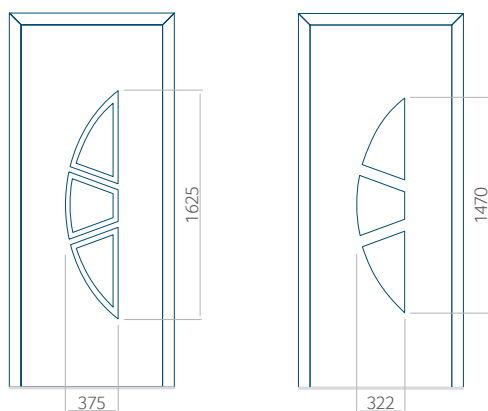


Maximum panel size

PVC	ALU	WOOD
900x2100	1100x2300	840x2240



We provide our customers with two infill types – polyurethane foam and plywood or XPS extruded polystyrene, each available with thicknesses of 24, 36 and 48 mm. Panels, depending on customer preferences and technical requirements, are made of HPL plates or aluminium sheet metal. HPL plates are covered with veneer, and sheet metal is coated. However, in wooden doors we offer panels with thicknesses of 24, 36 and 46 mm.



19 Panel design

PVC	ALU	WOOD
<input checked="" type="checkbox"/>	<input checked="" type="checkbox"/>	<input checked="" type="checkbox"/>



Colours

AP/SAL	RAL	TEKNOS/RAL
<input checked="" type="checkbox"/>	<input checked="" type="checkbox"/>	<input checked="" type="checkbox"/>



Infills

HPL	ALU	WOOD
<input checked="" type="checkbox"/>	<input checked="" type="checkbox"/>	<input checked="" type="checkbox"/>



INOX application

PVC	ALU	WOOD
<input checked="" type="checkbox"/>	<input checked="" type="checkbox"/>	<input type="checkbox"/>



Minimum panel size

PVC	ALU	WOOD
600x1650	600x1650	340x1400
INOX 600x1750	600x1750	○



Maximum panel size

PVC	ALU	WOOD
900x2100	1100x2300	840x2240



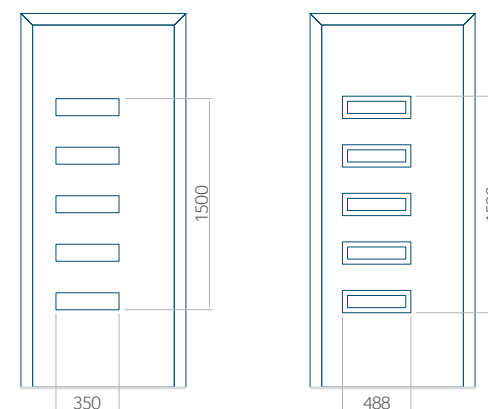
View from the outside

The external view of the panel does not change when the handle is changed.





PVC | ALU | Wood



20 Panel design

PVC	ALU	WOOD
<input checked="" type="checkbox"/>	<input checked="" type="checkbox"/>	<input checked="" type="checkbox"/>



Colours

AP/SAL	RAL	TEKNOS/RAL
<input checked="" type="checkbox"/>	<input checked="" type="checkbox"/>	<input checked="" type="checkbox"/>



Infills

HPL	ALU	WOOD
<input checked="" type="checkbox"/>	<input checked="" type="checkbox"/>	<input checked="" type="checkbox"/>



INOX application

PVC	ALU	WOOD
<input checked="" type="checkbox"/>	<input checked="" type="checkbox"/>	<input checked="" type="checkbox"/>



Minimum panel size

PVC	ALU	WOOD
600x1650	600x1650	340x1400

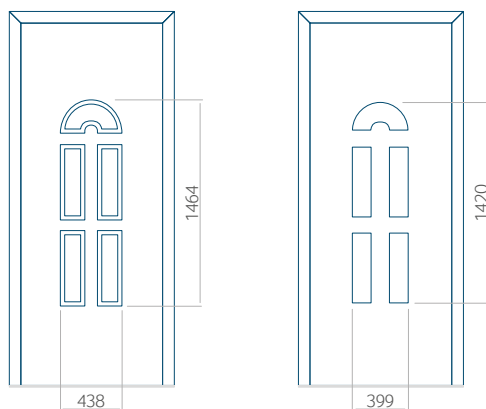


Maximum panel size

PVC	ALU	WOOD
900x2100	1100x2300	840x2240



We provide our customers with two infill types – polyurethane foam and plywood or XPS extruded polystyrene, each available with thicknesses of 24, 36 and 48 mm. Panels, depending on customer preferences and technical requirements, are made of HPL plates or aluminium sheet metal. HPL plates are covered with veneer, and sheet metal is coated. However, in wooden doors we offer panels with thicknesses of 24, 36 and 46 mm.



21 Panel design

PVC	ALU	WOOD
<input checked="" type="checkbox"/>	<input checked="" type="checkbox"/>	<input checked="" type="checkbox"/>



Colours

AP/SAL	RAL	TEKNOS/RAL
<input checked="" type="checkbox"/>	<input checked="" type="checkbox"/>	<input checked="" type="checkbox"/>



Infills

HPL	ALU	WOOD
<input checked="" type="checkbox"/>	<input checked="" type="checkbox"/>	<input checked="" type="checkbox"/>



INOX application

PVC	ALU	WOOD
<input checked="" type="checkbox"/>	<input checked="" type="checkbox"/>	<input type="checkbox"/>



Minimum panel size

PVC	ALU	WOOD
600x1650	600x1650	340x1400



Maximum panel size

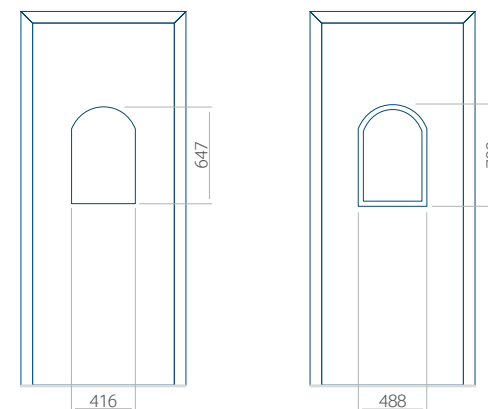
PVC	ALU	WOOD
900x2100	1100x2300	840x2240



View from the outside

The external view of the panel does not change when the handle is changed.





22 Panel design

PVC	ALU	WOOD
<input checked="" type="checkbox"/>	<input checked="" type="checkbox"/>	<input checked="" type="checkbox"/>



Colours

AP/SAL	RAL	TEKNOS/RAL
<input checked="" type="checkbox"/>	<input checked="" type="checkbox"/>	<input checked="" type="checkbox"/>



Infills

HPL	ALU	WOOD
<input checked="" type="checkbox"/>	<input checked="" type="checkbox"/>	<input checked="" type="checkbox"/>



INOX application

PVC	ALU	WOOD
<input checked="" type="checkbox"/>	<input checked="" type="checkbox"/>	<input type="checkbox"/>



Minimum panel size

PVC	ALU	WOOD
600x1650	600x1650	340x1400

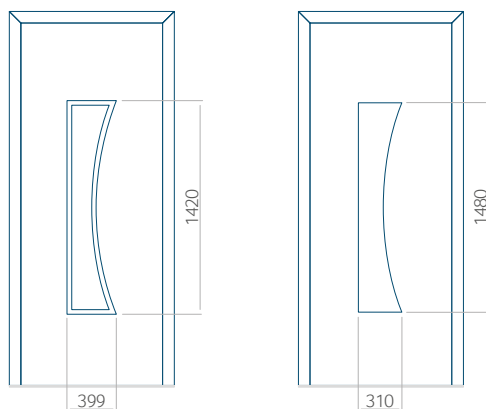


Maximum panel size

PVC	ALU	WOOD
900x2100	1100x2300	840x2240



We provide our customers with two infill types – polyurethane foam and plywood or XPS extruded polystyrene, each available with thicknesses of 24, 36 and 48 mm. Panels, depending on customer preferences and technical requirements, are made of HPL plates or aluminium sheet metal. HPL plates are covered with veneer, and sheet metal is coated. However, in wooden doors we offer panels with thicknesses of 24, 36 and 46 mm.



23 Panel design

PVC	ALU	WOOD
<input checked="" type="checkbox"/>	<input checked="" type="checkbox"/>	<input checked="" type="checkbox"/>



Colours

AP/SAL	RAL	TEKNOS/RAL
<input checked="" type="checkbox"/>	<input checked="" type="checkbox"/>	<input checked="" type="checkbox"/>



Infills

HPL	ALU	WOOD
<input checked="" type="checkbox"/>	<input checked="" type="checkbox"/>	<input checked="" type="checkbox"/>



INOX application

PVC	ALU	WOOD
<input checked="" type="checkbox"/>	<input checked="" type="checkbox"/>	<input type="checkbox"/>



Minimum panel size

PVC	ALU	WOOD
600x1650	600x1650	340x1400



Maximum panel size

PVC	ALU	WOOD
900x2100	1100x2300	840x2240



View from the outside

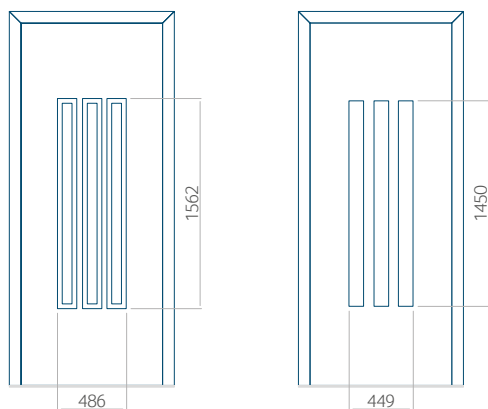
The external view of the panel does not change when the handle is changed.





PVC | ALU | Wood

View from the outside
The external view of the panel does not change when the handle is changed.



24 Panel design

PVC	ALU	WOOD
<input checked="" type="checkbox"/>	<input checked="" type="checkbox"/>	<input checked="" type="checkbox"/>



Colours

AP/SAL	RAL	TEKNOS/RAL
<input checked="" type="checkbox"/>	<input checked="" type="checkbox"/>	<input checked="" type="checkbox"/>



Infills

HPL	ALU	WOOD
<input checked="" type="checkbox"/>	<input checked="" type="checkbox"/>	<input checked="" type="checkbox"/>



INOX application

PVC	ALU	WOOD
<input checked="" type="checkbox"/>	<input checked="" type="checkbox"/>	<input checked="" type="checkbox"/>



Minimum panel size

PVC	ALU	WOOD
600x1650	600x1650	340x1400



Maximum panel size

PVC	ALU	WOOD
900x2100	1100x2300	840x2240

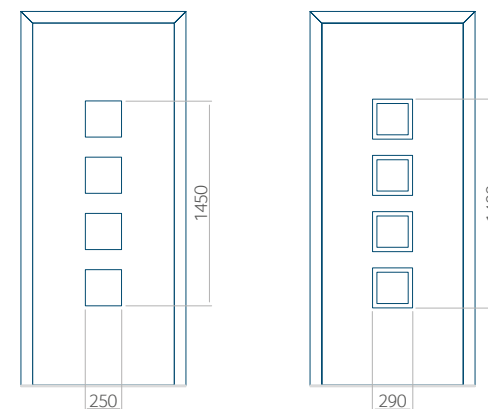


We provide our customers with two infill types – polyurethane foam and plywood or XPS extruded polystyrene, each available with thicknesses of 24, 36 and 48 mm. Panels, depending on customer preferences and technical requirements, are made of HPL plates or aluminium sheet metal. HPL plates are covered with veneer, and sheet metal is coated. However, in wooden doors we offer panels with thicknesses of 24, 36 and 46 mm.





PVC | ALU | Wood



25 Panel design

PVC	ALU	WOOD
<input checked="" type="checkbox"/>	<input checked="" type="checkbox"/>	<input checked="" type="checkbox"/>



Colours

AP/SAL	RAL	TEKNOS/RAL
<input checked="" type="checkbox"/>	<input checked="" type="checkbox"/>	<input checked="" type="checkbox"/>



Infills

HPL	ALU	WOOD
<input checked="" type="checkbox"/>	<input checked="" type="checkbox"/>	<input checked="" type="checkbox"/>



INOX application

PVC	ALU	WOOD
<input checked="" type="checkbox"/>	<input checked="" type="checkbox"/>	<input checked="" type="checkbox"/>



Minimum panel size

PVC	ALU	WOOD
600x1650	600x1650	340x1400

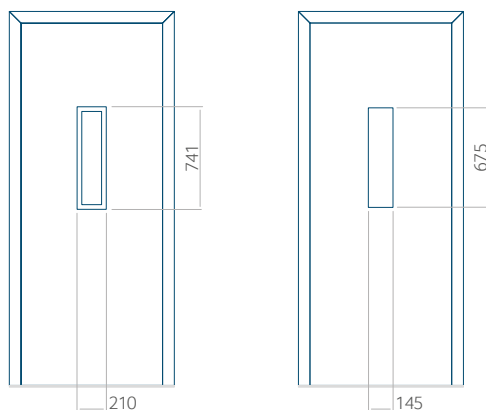


Maximum panel size

PVC	ALU	WOOD
900x2100	1100x2300	840x2240



We provide our customers with two infill types – polyurethane foam and plywood or XPS extruded polystyrene, each available with thicknesses of 24, 36 and 48 mm. Panels, depending on customer preferences and technical requirements, are made of HPL plates or aluminium sheet metal. HPL plates are covered with veneer, and sheet metal is coated. However, in wooden doors we offer panels with thicknesses of 24, 36 and 46 mm.



26 Panel design

PVC	ALU	WOOD
<input checked="" type="checkbox"/>	<input checked="" type="checkbox"/>	<input checked="" type="checkbox"/>



Colours

AP/SAL	RAL	TEKNOS/RAL
<input checked="" type="checkbox"/>	<input checked="" type="checkbox"/>	<input checked="" type="checkbox"/>



Infills

HPL	ALU	WOOD
<input checked="" type="checkbox"/>	<input checked="" type="checkbox"/>	<input checked="" type="checkbox"/>



INOX application

PVC	ALU	WOOD
<input checked="" type="checkbox"/>	<input checked="" type="checkbox"/>	<input checked="" type="checkbox"/>



Minimum panel size

PVC	ALU	WOOD
600x1650	600x1650	340x1400



Maximum panel size

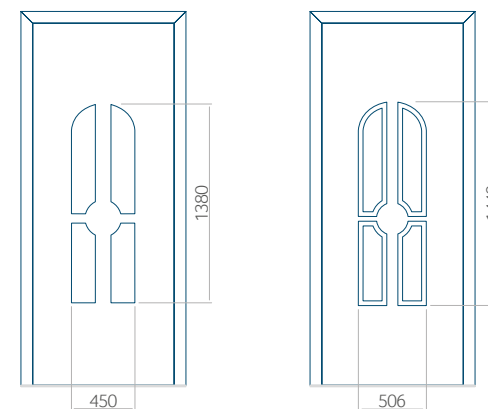
PVC	ALU	WOOD
900x2100	1100x2300	840x2240



View from the outside

The external view of the panel does not change when the handle is changed.





27 Panel design

PVC	ALU	WOOD
<input checked="" type="radio"/>	<input checked="" type="radio"/>	<input type="radio"/>



Colours

AP/SAL	RAL	TEKNOS/RAL
<input checked="" type="radio"/>	<input checked="" type="radio"/>	<input type="radio"/>



Infills

HPL	ALU	WOOD
<input checked="" type="radio"/>	<input checked="" type="radio"/>	<input type="radio"/>



INOX application

PVC	ALU	WOOD
<input checked="" type="radio"/>	<input checked="" type="radio"/>	<input type="radio"/>



Minimum panel size

PVC	ALU	WOOD
600x1650	600x1650	<input type="radio"/>

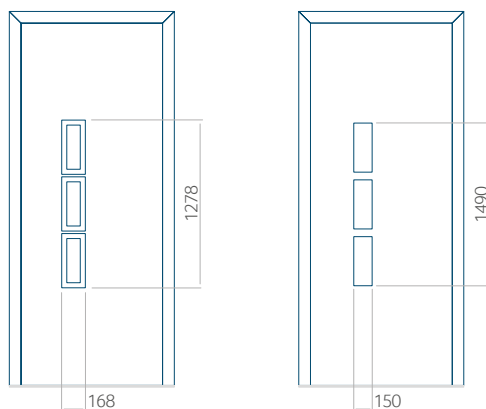


Maximum panel size

PVC	ALU	WOOD
900x2100	1100x2300	<input type="radio"/>



We provide our customers with two infill types – polyurethane foam and plywood or XPS extruded polystyrene, each available with thicknesses of 24, 36 and 48 mm. Panels, depending on customer preferences and technical requirements, are made of HPL plates or aluminium sheet metal. HPL plates are covered with veneer, and sheet metal is coated. However, in wooden doors we offer panels with thicknesses of 24, 36 and 46 mm.



28 Panel design

PVC	ALU	WOOD
<input checked="" type="checkbox"/>	<input checked="" type="checkbox"/>	<input checked="" type="checkbox"/>



Colours

AP/SAL	RAL	TEKNOS/RAL
<input checked="" type="checkbox"/>	<input checked="" type="checkbox"/>	<input checked="" type="checkbox"/>



Infills

HPL	ALU	WOOD
<input checked="" type="checkbox"/>	<input checked="" type="checkbox"/>	<input checked="" type="checkbox"/>



INOX application

PVC	ALU	WOOD
<input checked="" type="checkbox"/>	<input checked="" type="checkbox"/>	<input checked="" type="checkbox"/>



Minimum panel size

PVC	ALU	WOOD
600x1650	600x1650	340x1400



Maximum panel size

PVC	ALU	WOOD
900x2100	1100x2300	840x2240



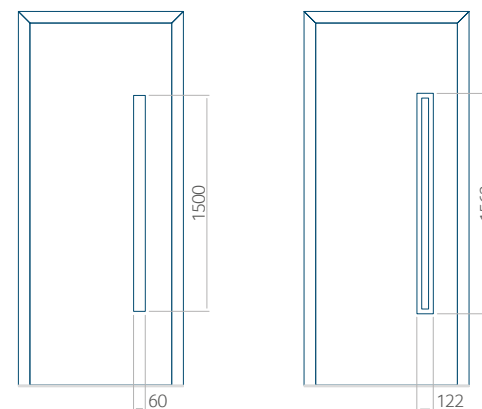
View from the outside

The external view of the panel does not change when the handle is changed.





PVC | ALU | Wood



29 Panel design

PVC	ALU	WOOD
●	●	●



Colours

AP/SAL	RAL	TEKNOS/RAL
●	●	●



Infills

HPL	ALU	WOOD
●	●	●



INOX application

PVC	ALU	WOOD
●	●	●



Minimum panel size

PVC	ALU	WOOD
600x1650	600x1650	340x1400

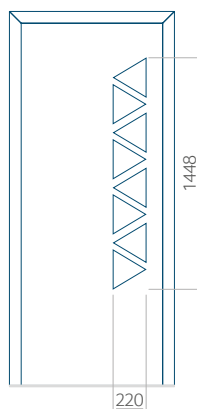


Maximum panel size

PVC	ALU	WOOD
900x2100	1100x2300	840x2240



We provide our customers with two infill types – polyurethane foam and plywood or XPS extruded polystyrene, each available with thicknesses of 24, 36 and 48 mm. Panels, depending on customer preferences and technical requirements, are made of HPL plates or aluminium sheet metal. HPL plates are covered with veneer, and sheet metal is coated. However, in wooden doors we offer panels with thicknesses of 24, 36 and 46 mm.



30 Panel design

PVC	ALU	WOOD
<input checked="" type="radio"/>	<input checked="" type="radio"/>	<input type="radio"/>



Colours

AP/SAL	RAL	TEKNOS/RAL
<input checked="" type="radio"/>	<input checked="" type="radio"/>	<input type="radio"/>



Infills

HPL	ALU	WOOD
<input checked="" type="radio"/>	<input checked="" type="radio"/>	<input type="radio"/>



INOX application

PVC	ALU	WOOD
<input type="radio"/>	<input type="radio"/>	<input type="radio"/>



Minimum panel size

PVC	ALU	WOOD
600x1650	600x1650	<input type="radio"/>



Maximum panel size

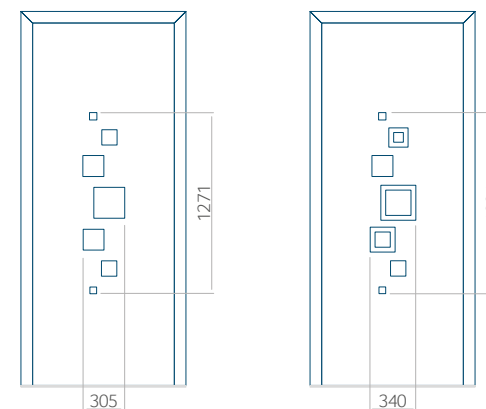
PVC	ALU	WOOD
900x2100	1100x2300	<input type="radio"/>



View from the outside

The external view of the panel does not change when the handle is changed.





31 Panel design

PVC	ALU	WOOD
<input checked="" type="radio"/>	<input checked="" type="radio"/>	<input type="radio"/>



Colours

AP/SAL	RAL	TEKNOS/RAL
<input checked="" type="radio"/>	<input checked="" type="radio"/>	<input type="radio"/>



Infills

HPL	ALU	WOOD
<input checked="" type="radio"/>	<input checked="" type="radio"/>	<input type="radio"/>



INOX application

PVC	ALU	WOOD
<input checked="" type="radio"/>	<input checked="" type="radio"/>	<input type="radio"/>



Minimum panel size

PVC	ALU	WOOD
600x1650	600x1650	<input type="radio"/>



Maximum panel size

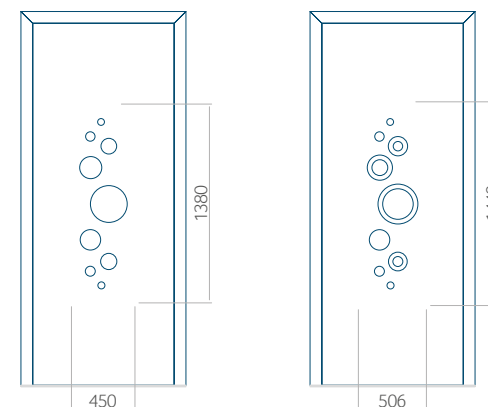
PVC	ALU	WOOD
900x2100	1100x2300	<input type="radio"/>



We provide our customers with two infill types – polyurethane foam and plywood or XPS extruded polystyrene, each available with thicknesses of 24, 36 and 48 mm. Panels, depending on customer preferences and technical requirements, are made of HPL plates or aluminium sheet metal. HPL plates are covered with veneer, and sheet metal is coated. However, in wooden doors we offer panels with thicknesses of 24, 36 and 46 mm.



View from the outside
The external view of the panel does not change when the handle is changed.



32 Panel design

PVC	ALU	WOOD
<input checked="" type="radio"/>	<input checked="" type="radio"/>	<input type="radio"/>



Colours

AP/SAL	RAL	TEKNOS/RAL
<input checked="" type="radio"/>	<input checked="" type="radio"/>	<input type="radio"/>



Infills

HPL	ALU	WOOD
<input checked="" type="radio"/>	<input checked="" type="radio"/>	<input type="radio"/>



INOX application

PVC	ALU	WOOD
<input checked="" type="radio"/>	<input checked="" type="radio"/>	<input type="radio"/>



Minimum panel size

PVC	ALU	WOOD
600x1650	600x1650	<input type="radio"/>

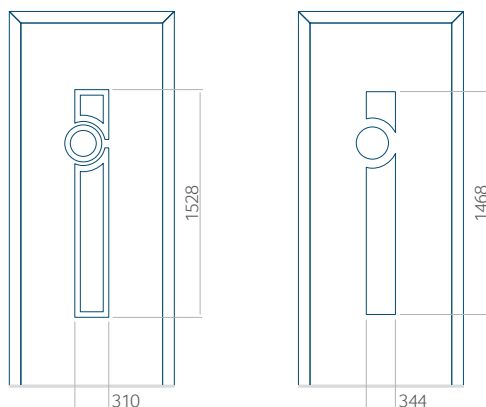


Maximum panel size

PVC	ALU	WOOD
900x2100	1100x2300	<input type="radio"/>



We provide our customers with two infill types – polyurethane foam and plywood or XPS extruded polystyrene, each available with thicknesses of 24, 36 and 48 mm. Panels, depending on customer preferences and technical requirements, are made of HPL plates or aluminium sheet metal. HPL plates are covered with veneer, and sheet metal is coated. However, in wooden doors we offer panels with thicknesses of 24, 36 and 46 mm.



33 Panel design

PVC	ALU	WOOD
<input checked="" type="radio"/>	<input checked="" type="radio"/>	<input type="radio"/>



Colours

AP/SAL	RAL	TEKNOS/RAL
<input checked="" type="radio"/>	<input checked="" type="radio"/>	<input type="radio"/>



Infills

HPL	ALU	WOOD
<input checked="" type="radio"/>	<input checked="" type="radio"/>	<input type="radio"/>



INOX application

PVC	ALU	WOOD
<input checked="" type="radio"/>	<input checked="" type="radio"/>	<input type="radio"/>



Minimum panel size

PVC	ALU	WOOD
600x1650	600x1650	<input type="radio"/>



Maximum panel size

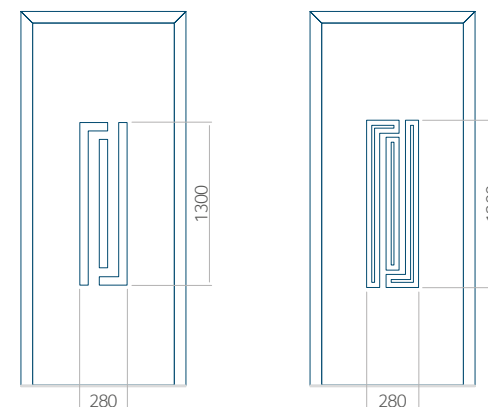
PVC	ALU	WOOD
900x2100	1100x2300	<input type="radio"/>



View from the outside

The external view of the panel does not change when the handle is changed.





34 Panel design

PVC	ALU	WOOD
<input checked="" type="checkbox"/>	<input checked="" type="checkbox"/>	<input checked="" type="checkbox"/>



Colours

AP/SAL	RAL	TEKNOS/RAL
<input checked="" type="checkbox"/>	<input checked="" type="checkbox"/>	<input checked="" type="checkbox"/>



Infills

HPL	ALU	WOOD
<input checked="" type="checkbox"/>	<input checked="" type="checkbox"/>	<input checked="" type="checkbox"/>



INOX application

PVC	ALU	WOOD
<input checked="" type="checkbox"/>	<input checked="" type="checkbox"/>	<input type="checkbox"/>



Minimum panel size

PVC	ALU	WOOD
600x1650	600x1650	340x1400

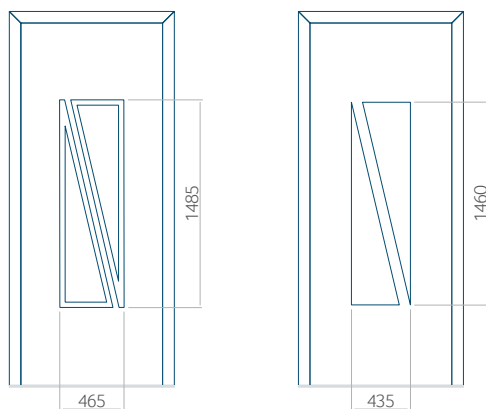


Maximum panel size

PVC	ALU	WOOD
900x2100	1100x2300	840x2240



We provide our customers with two infill types – polyurethane foam and plywood or XPS extruded polystyrene, each available with thicknesses of 24, 36 and 48 mm. Panels, depending on customer preferences and technical requirements, are made of HPL plates or aluminium sheet metal. HPL plates are covered with veneer, and sheet metal is coated. However, in wooden doors we offer panels with thicknesses of 24, 36 and 46 mm.



35 Panel design

PVC	ALU	WOOD
<input checked="" type="radio"/>	<input checked="" type="radio"/>	<input type="radio"/>



Colours

AP/SAL	RAL	TEKNOS/RAL
<input checked="" type="radio"/>	<input checked="" type="radio"/>	<input type="radio"/>



Infills

HPL	ALU	WOOD
<input checked="" type="radio"/>	<input checked="" type="radio"/>	<input type="radio"/>



INOX application

PVC	ALU	WOOD
<input checked="" type="radio"/>	<input checked="" type="radio"/>	<input type="radio"/>



Minimum panel size

PVC	ALU	WOOD
600x1650	600x1650	<input type="radio"/>



Maximum panel size

PVC	ALU	WOOD
900x2100	1100x2300	<input type="radio"/>



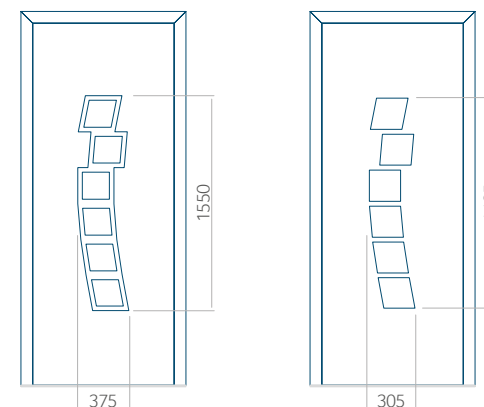
View from the outside

The external view of the panel does not change when the handle is changed.





PVC | ALU | Wood



36 Panel design

PVC	ALU	WOOD
<input checked="" type="checkbox"/>	<input checked="" type="checkbox"/>	<input checked="" type="checkbox"/>



Colours

AP/SAL	RAL	TEKNOS/RAL
<input checked="" type="checkbox"/>	<input checked="" type="checkbox"/>	<input checked="" type="checkbox"/>



Infills

HPL	ALU	WOOD
<input checked="" type="checkbox"/>	<input checked="" type="checkbox"/>	<input checked="" type="checkbox"/>



INOX application

PVC	ALU	WOOD
<input checked="" type="checkbox"/>	<input checked="" type="checkbox"/>	<input type="checkbox"/>



Minimum panel size

PVC	ALU	WOOD
600x1650	600x1650	340x1400

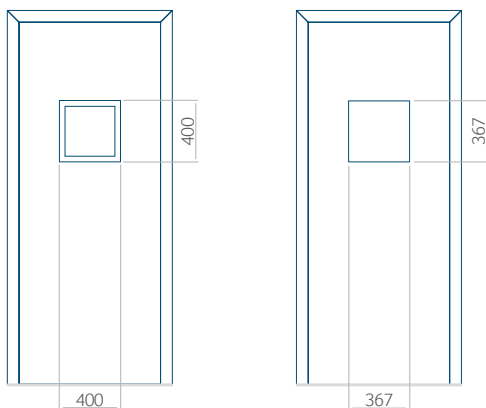


Maximum panel size

PVC	ALU	WOOD
900x2100	1100x2300	840x2240



We provide our customers with two infill types – polyurethane foam and plywood or XPS extruded polystyrene, each available with thicknesses of 24, 36 and 48 mm. Panels, depending on customer preferences and technical requirements, are made of HPL plates or aluminium sheet metal. HPL plates are covered with veneer, and sheet metal is coated. However, in wooden doors we offer panels with thicknesses of 24, 36 and 46 mm.



37 Panel design

PVC	ALU	WOOD
<input checked="" type="checkbox"/>	<input checked="" type="checkbox"/>	<input checked="" type="checkbox"/>



Colours

AP/SAL	RAL	TEKNOS/RAL
<input checked="" type="checkbox"/>	<input checked="" type="checkbox"/>	<input checked="" type="checkbox"/>



Infills

HPL	ALU	WOOD
<input checked="" type="checkbox"/>	<input checked="" type="checkbox"/>	<input checked="" type="checkbox"/>



INOX application

PVC	ALU	WOOD
<input checked="" type="checkbox"/>	<input checked="" type="checkbox"/>	<input checked="" type="checkbox"/>



Minimum panel size

PVC	ALU	WOOD
600x1650	600x1650	340x1400



Maximum panel size

PVC	ALU	WOOD
900x2100	1100x2300	840x2240



View from the outside

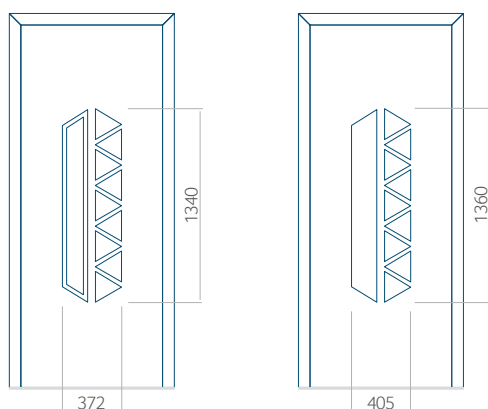
The external view of the panel does not change when the handle is changed.





PVC | ALU | Wood

View from the outside
The external view of the panel does not change when the handle is changed.



38 Panel design

PVC	ALU	WOOD
<input checked="" type="radio"/>	<input checked="" type="radio"/>	<input type="radio"/>



Colours

AP/SAL	RAL	TEKNOS/RAL
<input checked="" type="radio"/>	<input checked="" type="radio"/>	<input type="radio"/>



Infills

HPL	ALU	WOOD
<input checked="" type="radio"/>	<input checked="" type="radio"/>	<input type="radio"/>



INOX application

PVC	ALU	WOOD
<input checked="" type="radio"/>	<input checked="" type="radio"/>	<input type="radio"/>



Minimum panel size

PVC	ALU	WOOD
600x1650	600x1650	<input type="radio"/>



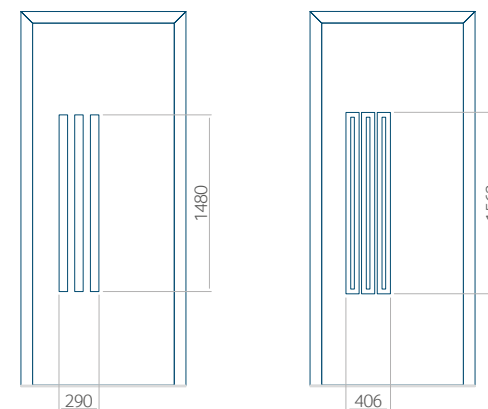
Maximum panel size

PVC	ALU	WOOD
900x2100	1100x2300	<input type="radio"/>



We provide our customers with two infill types – polyurethane foam and plywood or XPS extruded polystyrene, each available with thicknesses of 24, 36 and 48 mm. Panels, depending on customer preferences and technical requirements, are made of HPL plates or aluminium sheet metal. HPL plates are covered with veneer, and sheet metal is coated. However, in wooden doors we offer panels with thicknesses of 24, 36 and 46 mm.





39 Panel design

PVC	ALU	WOOD
<input checked="" type="radio"/>	<input checked="" type="radio"/>	<input type="radio"/>



Colours

AP/SAL	RAL	TEKNOS/RAL
<input checked="" type="radio"/>	<input checked="" type="radio"/>	<input type="radio"/>



Infills

HPL	ALU	WOOD
<input checked="" type="radio"/>	<input checked="" type="radio"/>	<input type="radio"/>



INOX application

PVC	ALU	WOOD
<input checked="" type="radio"/>	<input checked="" type="radio"/>	<input type="radio"/>



Minimum panel size

PVC	ALU	WOOD
600x1650	600x1650	<input type="radio"/>

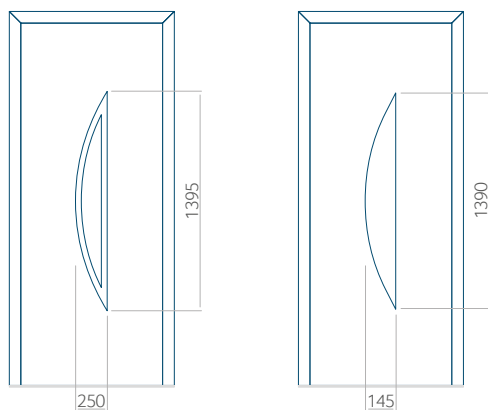


Maximum panel size

PVC	ALU	WOOD
900x2100	1100x2300	<input type="radio"/>



We provide our customers with two infill types – polyurethane foam and plywood or XPS extruded polystyrene, each available with thicknesses of 24, 36 and 48 mm. Panels, depending on customer preferences and technical requirements, are made of HPL plates or aluminium sheet metal. HPL plates are covered with veneer, and sheet metal is coated. However, in wooden doors we offer panels with thicknesses of 24, 36 and 46 mm.



40 Panel design

PVC	ALU	WOOD
<input checked="" type="checkbox"/>	<input checked="" type="checkbox"/>	<input checked="" type="checkbox"/>



Colours

AP/SAL	RAL	TEKNOS/RAL
<input checked="" type="checkbox"/>	<input checked="" type="checkbox"/>	<input checked="" type="checkbox"/>



Infills

HPL	ALU	WOOD
<input checked="" type="checkbox"/>	<input checked="" type="checkbox"/>	<input checked="" type="checkbox"/>



INOX application

PVC	ALU	WOOD
<input checked="" type="checkbox"/>	<input checked="" type="checkbox"/>	<input type="checkbox"/>



Minimum panel size

PVC	ALU	WOOD
600x1650	600x1650	340x1400



Maximum panel size

PVC	ALU	WOOD
900x2100	1100x2300	840x2240



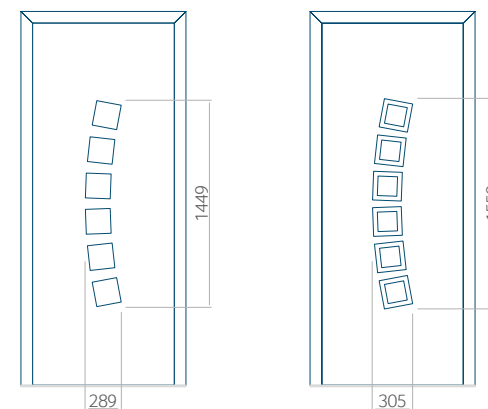
View from the outside

The external view of the panel does not change when the handle is changed.





PVC | ALU | Wood



41 Panel design

PVC	ALU	WOOD
<input checked="" type="checkbox"/>	<input checked="" type="checkbox"/>	<input checked="" type="checkbox"/>



Colours

AP/SAL	RAL	TEKNOS/RAL
<input checked="" type="checkbox"/>	<input checked="" type="checkbox"/>	<input checked="" type="checkbox"/>



Infills

HPL	ALU	WOOD
<input checked="" type="checkbox"/>	<input checked="" type="checkbox"/>	<input checked="" type="checkbox"/>



INOX application

PVC	ALU	WOOD
<input checked="" type="checkbox"/>	<input checked="" type="checkbox"/>	<input type="checkbox"/>



Minimum panel size

PVC	ALU	WOOD
600x1650	600x1650	340x1400

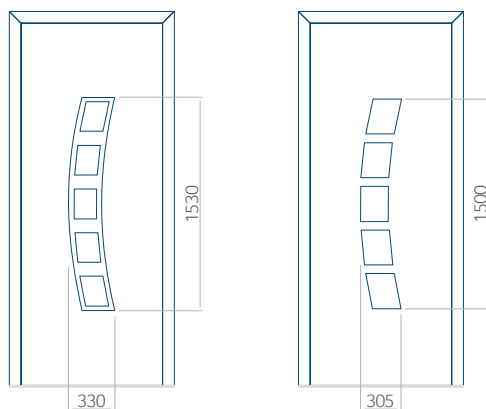


Maximum panel size

PVC	ALU	WOOD
900x2100	1100x2300	840x2240



We provide our customers with two infill types – polyurethane foam and plywood or XPS extruded polystyrene, each available with thicknesses of 24, 36 and 48 mm. Panels, depending on customer preferences and technical requirements, are made of HPL plates or aluminium sheet metal. HPL plates are covered with veneer, and sheet metal is coated. However, in wooden doors we offer panels with thicknesses of 24, 36 and 46 mm.



42 Panel design

PVC	ALU	WOOD
<input checked="" type="checkbox"/>	<input checked="" type="checkbox"/>	<input checked="" type="checkbox"/>



Colours

AP/SAL	RAL	TEKNOS/RAL
<input checked="" type="checkbox"/>	<input checked="" type="checkbox"/>	<input checked="" type="checkbox"/>



Infills

HPL	ALU	WOOD
<input checked="" type="checkbox"/>	<input checked="" type="checkbox"/>	<input checked="" type="checkbox"/>



INOX application

PVC	ALU	WOOD
<input checked="" type="checkbox"/>	<input checked="" type="checkbox"/>	<input type="checkbox"/>



Minimum panel size

PVC	ALU	WOOD
600x1650	600x1650	340x1400



Maximum panel size

PVC	ALU	WOOD
900x2100	1100x2300	840x2240



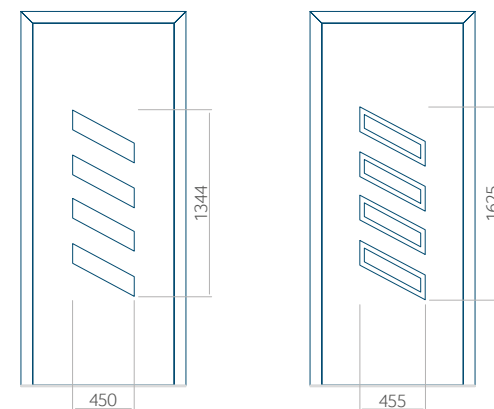
View from the outside

The external view of the panel does not change when the handle is changed.





PVC | ALU | Wood



43 Panel design

PVC	ALU	WOOD
<input checked="" type="checkbox"/>	<input checked="" type="checkbox"/>	<input checked="" type="checkbox"/>



Colours

AP/SAL	RAL	TEKNOS/RAL
<input checked="" type="checkbox"/>	<input checked="" type="checkbox"/>	<input checked="" type="checkbox"/>



Infills

HPL	ALU	WOOD
<input checked="" type="checkbox"/>	<input checked="" type="checkbox"/>	<input checked="" type="checkbox"/>



INOX application

PVC	ALU	WOOD
<input checked="" type="checkbox"/>	<input checked="" type="checkbox"/>	<input type="checkbox"/>



Minimum panel size

PVC	ALU	WOOD
600x1650	600x1650	340x1400
INOX 600x1750	600x1750	<input type="checkbox"/>

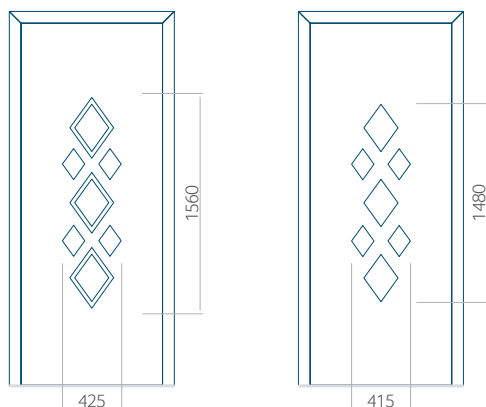


Maximum panel size

PVC	ALU	WOOD
900x2100	1100x2300	840x2240



We provide our customers with two infill types – polyurethane foam and plywood or XPS extruded polystyrene, each available with thicknesses of 24, 36 and 48 mm. Panels, depending on customer preferences and technical requirements, are made of HPL plates or aluminium sheet metal. HPL plates are covered with veneer, and sheet metal is coated. However, in wooden doors we offer panels with thicknesses of 24, 36 and 46 mm.



44 Panel design

PVC	ALU	WOOD
<input checked="" type="radio"/>	<input checked="" type="radio"/>	<input type="radio"/>



Colours

AP/SAL	RAL	TEKNOS/RAL
<input checked="" type="radio"/>	<input checked="" type="radio"/>	<input type="radio"/>



Infills

HPL	ALU	WOOD
<input checked="" type="radio"/>	<input checked="" type="radio"/>	<input type="radio"/>



INOX application

PVC	ALU	WOOD
<input checked="" type="radio"/>	<input checked="" type="radio"/>	<input type="radio"/>



Minimum panel size

PVC	ALU	WOOD
600x1650	600x1650	<input type="radio"/>



Maximum panel size

PVC	ALU	WOOD
900x2100	1100x2300	<input type="radio"/>



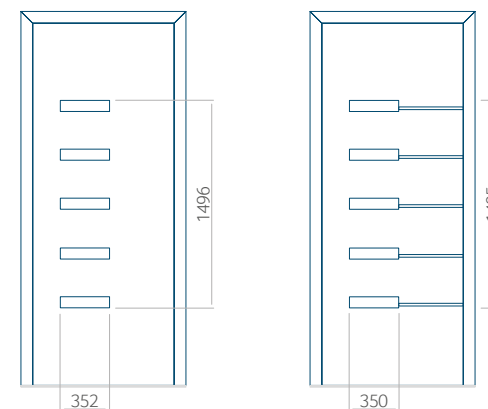
View from the outside

The external view of the panel does not change when the handle is changed.





PVC | ALU | Wood



45 Panel design

PVC	ALU	WOOD
<input checked="" type="checkbox"/>	<input checked="" type="checkbox"/>	<input checked="" type="checkbox"/>



Colours

AP/SAL	RAL	TEKNOS/RAL
<input checked="" type="checkbox"/>	<input checked="" type="checkbox"/>	<input checked="" type="checkbox"/>



Infills

HPL	ALU	WOOD
<input checked="" type="checkbox"/>	<input checked="" type="checkbox"/>	<input checked="" type="checkbox"/>



INOX application

PVC	ALU	WOOD
<input checked="" type="checkbox"/>	<input checked="" type="checkbox"/>	<input type="checkbox"/>



Minimum panel size

PVC	ALU	WOOD
600x1650	600x1650	340x1400



Maximum panel size

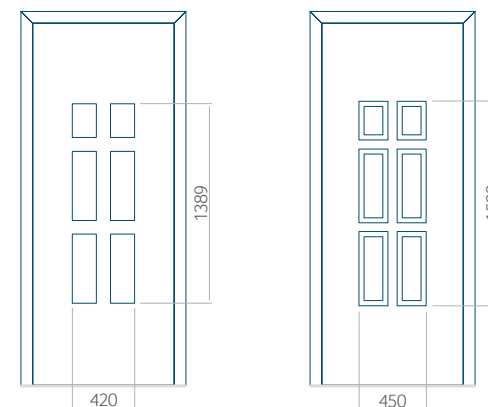
PVC	ALU	WOOD
900x2100	1100x2300	840x2240



We provide our customers with two infill types – polyurethane foam and plywood or XPS extruded polystyrene, each available with thicknesses of 24, 36 and 48 mm. Panels, depending on customer preferences and technical requirements, are made of HPL plates or aluminium sheet metal. HPL plates are covered with veneer, and sheet metal is coated. However, in wooden doors we offer panels with thicknesses of 24, 36 and 46 mm.



View from the outside
The external view of the panel does not change when the handle is changed.



46 Panel design

PVC	ALU	WOOD
<input checked="" type="checkbox"/>	<input checked="" type="checkbox"/>	<input checked="" type="checkbox"/>



Colours

AP/SAL	RAL	TEKNOS/RAL
<input checked="" type="checkbox"/>	<input checked="" type="checkbox"/>	<input checked="" type="checkbox"/>



Infills

HPL	ALU	WOOD
<input checked="" type="checkbox"/>	<input checked="" type="checkbox"/>	<input checked="" type="checkbox"/>



INOX application

PVC	ALU	WOOD
<input checked="" type="checkbox"/>	<input checked="" type="checkbox"/>	<input checked="" type="checkbox"/>



Minimum panel size

PVC	ALU	WOOD
600x1650	600x1650	340x1400

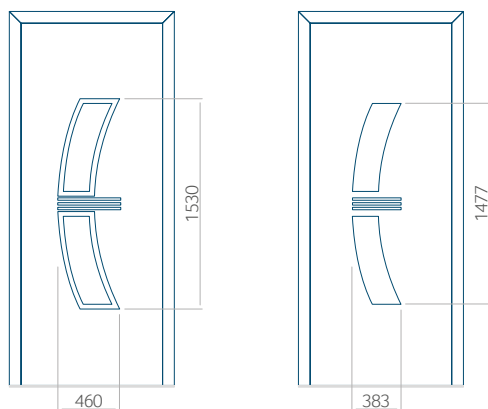


Maximum panel size

PVC	ALU	WOOD
900x2100	1100x2300	840x2240



We provide our customers with two infill types – polyurethane foam and plywood or XPS extruded polystyrene, each available with thicknesses of 24, 36 and 48 mm. Panels, depending on customer preferences and technical requirements, are made of HPL plates or aluminium sheet metal. HPL plates are covered with veneer, and sheet metal is coated. However, in wooden doors we offer panels with thicknesses of 24, 36 and 46 mm.



47 Panel design

PVC	ALU	WOOD
<input checked="" type="radio"/>	<input checked="" type="radio"/>	<input type="radio"/>



Colours

AP/SAL	RAL	TEKNOS/RAL
<input checked="" type="radio"/>	<input checked="" type="radio"/>	<input type="radio"/>



Infills

HPL	ALU	WOOD
<input checked="" type="radio"/>	<input checked="" type="radio"/>	<input type="radio"/>



INOX application

PVC	ALU	WOOD
<input checked="" type="radio"/>	<input checked="" type="radio"/>	<input type="radio"/>



Minimum panel size

PVC	ALU	WOOD
600x1650	600x1650	<input type="radio"/>



Maximum panel size

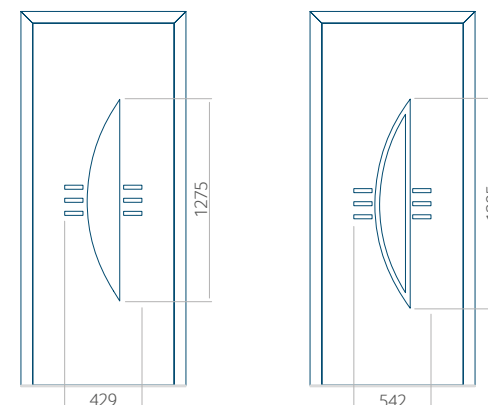
PVC	ALU	WOOD
900x2100	1100x2300	<input type="radio"/>



View from the outside

The external view of the panel does not change when the handle is changed.





48 Panel design

PVC	ALU	WOOD
<input checked="" type="radio"/>	<input checked="" type="radio"/>	<input type="radio"/>



Colours

AP/SAL	RAL	TEKNOS/RAL
<input checked="" type="radio"/>	<input checked="" type="radio"/>	<input type="radio"/>



Infills

HPL	ALU	WOOD
<input checked="" type="radio"/>	<input checked="" type="radio"/>	<input type="radio"/>



INOX application

PVC	ALU	WOOD
<input checked="" type="radio"/>	<input checked="" type="radio"/>	<input type="radio"/>



Minimum panel size

PVC	ALU	WOOD
600x1650	600x1650	<input type="radio"/>

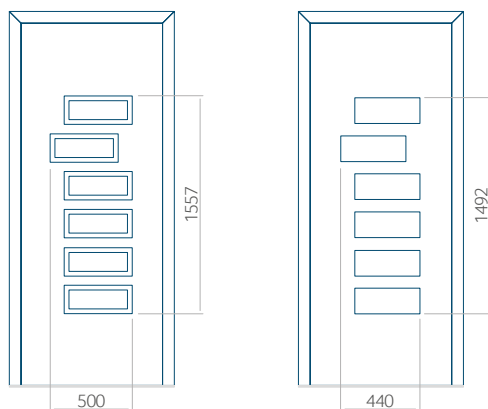


Maximum panel size

PVC	ALU	WOOD
900x2100	1100x2300	<input type="radio"/>



We provide our customers with two infill types – polyurethane foam and plywood or XPS extruded polystyrene, each available with thicknesses of 24, 36 and 48 mm. Panels, depending on customer preferences and technical requirements, are made of HPL plates or aluminium sheet metal. HPL plates are covered with veneer, and sheet metal is coated. However, in wooden doors we offer panels with thicknesses of 24, 36 and 46 mm.



49 Panel design

PVC	ALU	WOOD
<input checked="" type="checkbox"/>	<input checked="" type="checkbox"/>	<input checked="" type="checkbox"/>



Colours

AP/SAL	RAL	TEKNOS/RAL
<input checked="" type="checkbox"/>	<input checked="" type="checkbox"/>	<input checked="" type="checkbox"/>



Infills

HPL	ALU	WOOD
<input checked="" type="checkbox"/>	<input checked="" type="checkbox"/>	<input checked="" type="checkbox"/>



INOX application

PVC	ALU	WOOD
<input checked="" type="checkbox"/>	<input checked="" type="checkbox"/>	<input checked="" type="checkbox"/>



Minimum panel size

PVC	ALU	WOOD
600x1650	600x1650	340x1400



Maximum panel size

PVC	ALU	WOOD
900x2100	1100x2300	840x2240



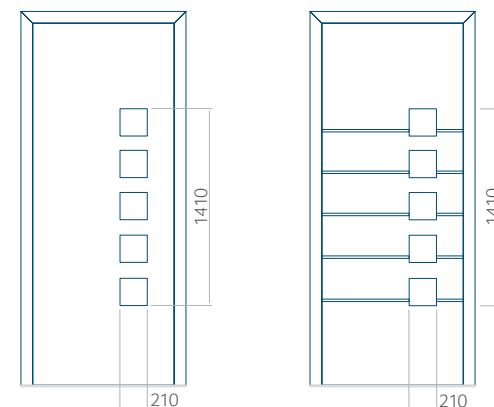
View from the outside

The external view of the panel does not change when the handle is changed.





PVC | ALU | Wood



50 Panel design

PVC	ALU	WOOD
<input checked="" type="checkbox"/>	<input checked="" type="checkbox"/>	<input checked="" type="checkbox"/>



Colours

AP/SAL	RAL	TEKNOS/RAL
<input checked="" type="checkbox"/>	<input checked="" type="checkbox"/>	<input checked="" type="checkbox"/>



Infills

HPL	ALU	WOOD
<input checked="" type="checkbox"/>	<input checked="" type="checkbox"/>	<input checked="" type="checkbox"/>



INOX application

PVC	ALU	WOOD
<input checked="" type="checkbox"/>	<input checked="" type="checkbox"/>	<input type="checkbox"/>



Minimum panel size

PVC	ALU	WOOD
600x1650	600x1650	340x1400

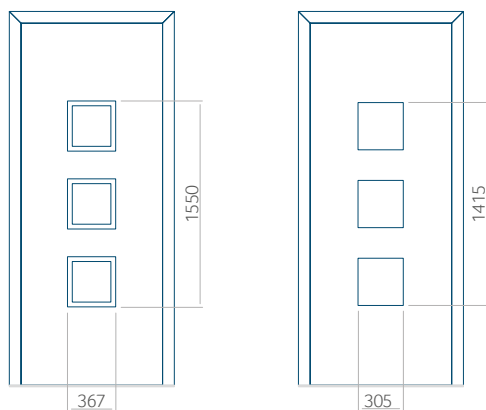


Maximum panel size

PVC	ALU	WOOD
900x2100	1100x2300	840x2240



We provide our customers with two infill types – polyurethane foam and plywood or XPS extruded polystyrene, each available with thicknesses of 24, 36 and 48 mm. Panels, depending on customer preferences and technical requirements, are made of HPL plates or aluminium sheet metal. HPL plates are covered with veneer, and sheet metal is coated. However, in wooden doors we offer panels with thicknesses of 24, 36 and 46 mm.



51 Panel design

PVC	ALU	WOOD
<input checked="" type="checkbox"/>	<input checked="" type="checkbox"/>	<input checked="" type="checkbox"/>



Colours

AP/SAL	RAL	TEKNOS/RAL
<input checked="" type="checkbox"/>	<input checked="" type="checkbox"/>	<input checked="" type="checkbox"/>



Infills

HPL	ALU	WOOD
<input checked="" type="checkbox"/>	<input checked="" type="checkbox"/>	<input checked="" type="checkbox"/>



INOX application

PVC	ALU	WOOD
<input checked="" type="checkbox"/>	<input checked="" type="checkbox"/>	<input checked="" type="checkbox"/>



Minimum panel size

PVC	ALU	WOOD
600x1650	600x1650	340x1400



Maximum panel size

PVC	ALU	WOOD
900x2100	1100x2300	840x2240



View from the outside

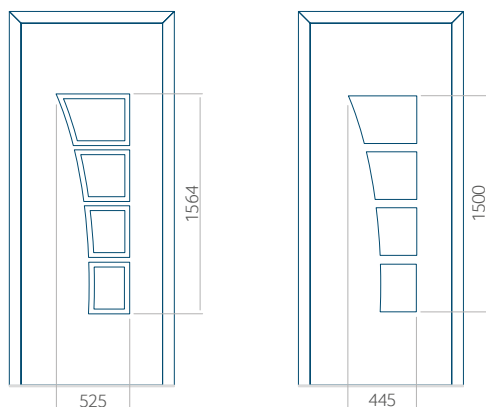
The external view of the panel does not change when the handle is changed.





PVC | ALU | Wood

View from the outside
The external view of the panel does not change when the handle is changed.



52 Panel design

PVC	ALU	WOOD
<input checked="" type="checkbox"/>	<input checked="" type="checkbox"/>	<input checked="" type="checkbox"/>



Colours

AP/SAL	RAL	TEKNOS/RAL
<input checked="" type="checkbox"/>	<input checked="" type="checkbox"/>	<input checked="" type="checkbox"/>



Infills

HPL	ALU	WOOD
<input checked="" type="checkbox"/>	<input checked="" type="checkbox"/>	<input checked="" type="checkbox"/>



INOX application

PVC	ALU	WOOD
<input checked="" type="checkbox"/>	<input checked="" type="checkbox"/>	<input type="checkbox"/>



Minimum panel size

PVC	ALU	WOOD
600x1650	600x1650	340x1400



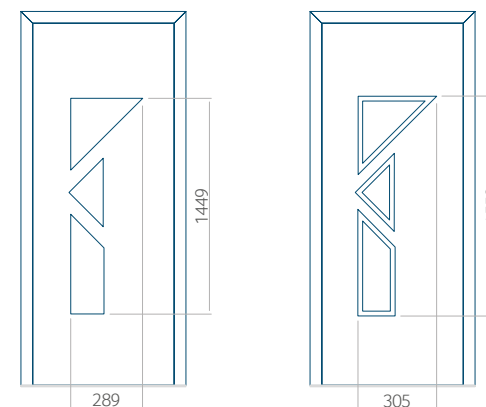
Maximum panel size

PVC	ALU	WOOD
900x2100	1100x2300	840x2240



We provide our customers with two infill types – polyurethane foam and plywood or XPS extruded polystyrene, each available with thicknesses of 24, 36 and 48 mm. Panels, depending on customer preferences and technical requirements, are made of HPL plates or aluminium sheet metal. HPL plates are covered with veneer, and sheet metal is coated. However, in wooden doors we offer panels with thicknesses of 24, 36 and 46 mm.





53 Panel design

PVC	ALU	WOOD
<input checked="" type="radio"/>	<input checked="" type="radio"/>	<input type="radio"/>



Colours

AP/SAL	RAL	TEKNOS/RAL
<input checked="" type="radio"/>	<input checked="" type="radio"/>	<input type="radio"/>



Infills

HPL	ALU	WOOD
<input checked="" type="radio"/>	<input checked="" type="radio"/>	<input type="radio"/>



INOX application

PVC	ALU	WOOD
<input checked="" type="radio"/>	<input checked="" type="radio"/>	<input type="radio"/>



Minimum panel size

PVC	ALU	WOOD
600x1650	600x1650	<input type="radio"/>

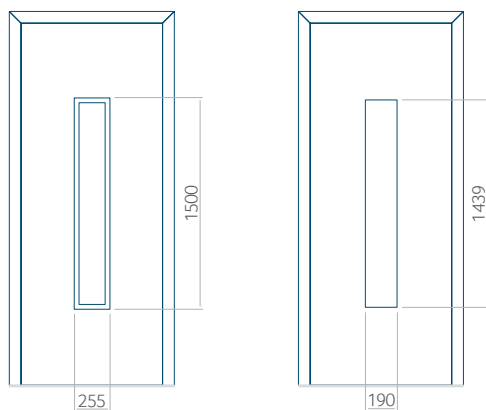


Maximum panel size

PVC	ALU	WOOD
900x2100	1100x2300	<input type="radio"/>



We provide our customers with two infill types – polyurethane foam and plywood or XPS extruded polystyrene, each available with thicknesses of 24, 36 and 48 mm. Panels, depending on customer preferences and technical requirements, are made of HPL plates or aluminium sheet metal. HPL plates are covered with veneer, and sheet metal is coated. However, in wooden doors we offer panels with thicknesses of 24, 36 and 46 mm.



54 Panel design

PVC	ALU	WOOD
<input checked="" type="checkbox"/>	<input checked="" type="checkbox"/>	<input checked="" type="checkbox"/>



Colours

AP/SAL	RAL	TEKNOS/RAL
<input checked="" type="checkbox"/>	<input checked="" type="checkbox"/>	<input checked="" type="checkbox"/>



Infills

HPL	ALU	WOOD
<input checked="" type="checkbox"/>	<input checked="" type="checkbox"/>	<input checked="" type="checkbox"/>



INOX application

PVC	ALU	WOOD
<input checked="" type="checkbox"/>	<input checked="" type="checkbox"/>	<input checked="" type="checkbox"/>



Minimum panel size

PVC	ALU	WOOD
600x1650	600x1650	340x1400



Maximum panel size

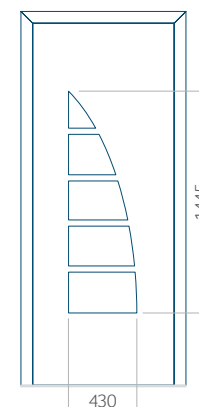
PVC	ALU	WOOD
900x2100	1100x2300	840x2240



View from the outside

The external view of the panel does not change when the handle is changed.





55 Panel design

PVC	ALU	WOOD
<input checked="" type="radio"/>	<input checked="" type="radio"/>	<input type="radio"/>



Colours

AP/SAL	RAL	TEKNOS/RAL
<input checked="" type="radio"/>	<input checked="" type="radio"/>	<input type="radio"/>



Infills

HPL	ALU	WOOD
<input checked="" type="radio"/>	<input checked="" type="radio"/>	<input type="radio"/>



INOX application

PVC	ALU	WOOD
<input type="radio"/>	<input type="radio"/>	<input type="radio"/>



Minimum panel size

PVC	ALU	WOOD
600x1650	600x1650	<input type="radio"/>

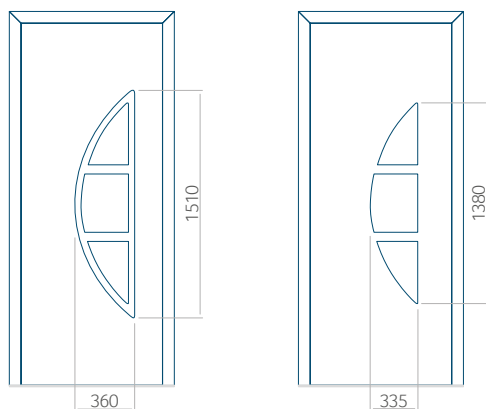


Maximum panel size

PVC	ALU	WOOD
900x2100	1100x2300	<input type="radio"/>



We provide our customers with two infill types – polyurethane foam and plywood or XPS extruded polystyrene, each available with thicknesses of 24, 36 and 48 mm. Panels, depending on customer preferences and technical requirements, are made of HPL plates or aluminium sheet metal. HPL plates are covered with veneer, and sheet metal is coated. However, in wooden doors we offer panels with thicknesses of 24, 36 and 46 mm.



56 Panel design

PVC	ALU	WOOD
<input checked="" type="radio"/>	<input checked="" type="radio"/>	<input type="radio"/>



Colours

AP/SAL	RAL	TEKNOS/RAL
<input checked="" type="radio"/>	<input checked="" type="radio"/>	<input type="radio"/>



Infills

HPL	ALU	WOOD
<input checked="" type="radio"/>	<input checked="" type="radio"/>	<input type="radio"/>



INOX application

PVC	ALU	WOOD
<input checked="" type="radio"/>	<input checked="" type="radio"/>	<input type="radio"/>



Minimum panel size

PVC	ALU	WOOD
600x1650	600x1650	<input type="radio"/>



Maximum panel size

PVC	ALU	WOOD
900x2100	1100x2300	<input type="radio"/>



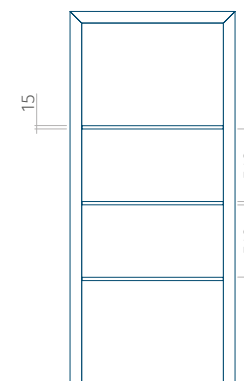
View from the outside

The external view of the panel does not change when the handle is changed.





PVC | ALU | Wood



The panel is available in a version with a smaller corrugation width (6 mm), without inox application - panel design 111, however this design in a wood panel has a corrugation width of 4 mm.

57 Panel design

PVC	ALU	WOOD
<input checked="" type="checkbox"/>	<input checked="" type="checkbox"/>	<input checked="" type="checkbox"/>



Colours

AP/SAL	RAL	TEKNOS/RAL
<input checked="" type="checkbox"/>	<input checked="" type="checkbox"/>	<input checked="" type="checkbox"/>



Infills

HPL	ALU	WOOD
<input checked="" type="checkbox"/>	<input checked="" type="checkbox"/>	<input checked="" type="checkbox"/>



INOX application

PVC	ALU	WOOD
<input checked="" type="checkbox"/>	<input checked="" type="checkbox"/>	<input checked="" type="checkbox"/>



Minimum panel size

PVC	ALU	WOOD
- x1650	- x1650	340x1400



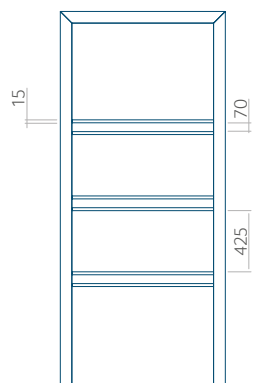
Maximum panel size

PVC	ALU	WOOD
900x2100	1100x2300	840x2240



Corrugation in 24 mm thick panels only in the PLUS version

We provide our customers with two infill types – polyurethane foam and plywood or XPS extruded polystyrene, each available with thicknesses of 24, 36 and 48 mm. Panels, depending on customer preferences and technical requirements, are made of HPL plates or aluminium sheet metal. HPL plates are covered with veneer, and sheet metal is coated. However, in wooden doors we offer panels with thicknesses of 24, 36 and 46 mm.



The panel is available in a version with a smaller corrugation width (6 mm), without inox application - panel design 112, however this design in a wood panel has a corrugation width of 4 mm.

58 Panel design

PVC	ALU	WOOD
<input checked="" type="checkbox"/>	<input checked="" type="checkbox"/>	<input checked="" type="checkbox"/>



Colours

AP/SAL	RAL	TEKNOS/RAL
<input checked="" type="checkbox"/>	<input checked="" type="checkbox"/>	<input checked="" type="checkbox"/>



Infills

HPL	ALU	WOOD
<input checked="" type="checkbox"/>	<input checked="" type="checkbox"/>	<input checked="" type="checkbox"/>



INOX application

PVC	ALU	WOOD
<input checked="" type="checkbox"/>	<input checked="" type="checkbox"/>	<input checked="" type="checkbox"/>



Minimum panel size

PVC	ALU	WOOD
-x1650	-x1650	340x1400



Maximum panel size

PVC	ALU	WOOD
900x2100	1100x2300	840x2240




Corrugation in 24 mm thick panels only in the PLUS version



View from the outside

The external view of the panel does not change when the handle is changed.





59 Panel design

PVC	ALU	WOOD
<input checked="" type="radio"/>	<input checked="" type="radio"/>	<input type="radio"/>



Colours

AP/SAL	RAL	TEKNOS/RAL
<input checked="" type="radio"/>	<input checked="" type="radio"/>	<input type="radio"/>



Infills

HPL	ALU	WOOD
<input checked="" type="radio"/>	<input checked="" type="radio"/>	<input type="radio"/>



INOX application

PVC	ALU	WOOD
<input checked="" type="radio"/>	<input checked="" type="radio"/>	<input type="radio"/>



Minimum panel size

PVC	ALU	WOOD
600x1650	600x1650	<input type="radio"/>



Maximum panel size

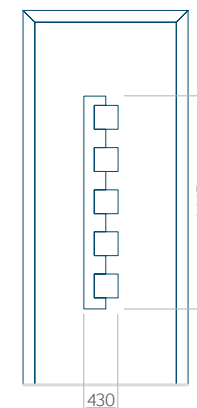
PVC	ALU	WOOD
900x2100	1100x2300	<input type="radio"/>



We provide our customers with two infill types – polyurethane foam and plywood or XPS extruded polystyrene, each available with thicknesses of 24, 36 and 48 mm. Panels, depending on customer preferences and technical requirements, are made of HPL plates or aluminium sheet metal. HPL plates are covered with veneer, and sheet metal is coated. However, in wooden doors we offer panels with thicknesses of 24, 36 and 46 mm.



View from the outside
The external view of the panel does not change when the handle is changed.



60 Panel design

PVC	ALU	WOOD
<input checked="" type="radio"/>	<input checked="" type="radio"/>	<input type="radio"/>



Colours

AP/SAL	RAL	TEKNOS/RAL
<input checked="" type="radio"/>	<input checked="" type="radio"/>	<input type="radio"/>



Infills

HPL	ALU	WOOD
<input checked="" type="radio"/>	<input checked="" type="radio"/>	<input type="radio"/>



INOX application

PVC	ALU	WOOD
<input checked="" type="radio"/>	<input checked="" type="radio"/>	<input type="radio"/>



Minimum panel size

PVC	ALU	WOOD
- x1650	- x1650	<input type="radio"/>

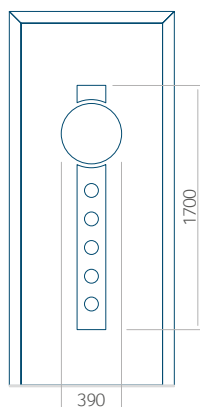


Maximum panel size

PVC	ALU	WOOD
900x2100	1100x2300	<input type="radio"/>



We provide our customers with two infill types – polyurethane foam and plywood or XPS extruded polystyrene, each available with thicknesses of 24, 36 and 48 mm. Panels, depending on customer preferences and technical requirements, are made of HPL plates or aluminium sheet metal. HPL plates are covered with veneer, and sheet metal is coated. However, in wooden doors we offer panels with thicknesses of 24, 36 and 46 mm.



61 Panel design

PVC	ALU	WOOD
<input checked="" type="radio"/>	<input checked="" type="radio"/>	<input type="radio"/>



Colours

AP/SAL	RAL	TEKNOS/RAL
<input checked="" type="radio"/>	<input checked="" type="radio"/>	<input type="radio"/>



Infills

HPL	ALU	WOOD
<input checked="" type="radio"/>	<input checked="" type="radio"/>	<input type="radio"/>



INOX application

PVC	ALU	WOOD
<input checked="" type="radio"/>	<input checked="" type="radio"/>	<input type="radio"/>



Minimum panel size

PVC	ALU	WOOD
600x1650	600x1650	<input type="radio"/>



Maximum panel size

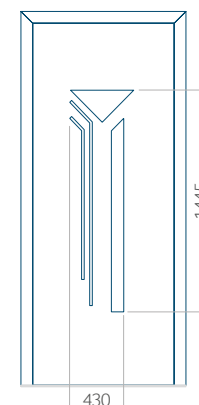
PVC	ALU	WOOD
900x2100	1100x2300	<input type="radio"/>



View from the outside

The external view of the panel does not change when the handle is changed.





62 Panel design

PVC	ALU	WOOD
<input checked="" type="radio"/>	<input checked="" type="radio"/>	<input type="radio"/>



Colours

AP/SAL	RAL	TEKNOS/RAL
<input checked="" type="radio"/>	<input checked="" type="radio"/>	<input type="radio"/>



Infills

HPL	ALU	WOOD
<input checked="" type="radio"/>	<input checked="" type="radio"/>	<input type="radio"/>



INOX application

PVC	ALU	WOOD
<input type="radio"/>	<input type="radio"/>	<input type="radio"/>



Minimum panel size

PVC	ALU	WOOD
- x1650	- x1650	<input type="radio"/>



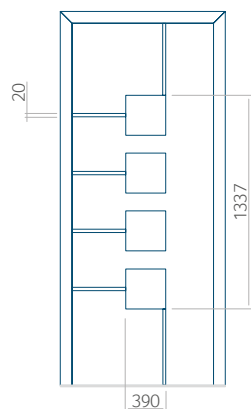
Maximum panel size

PVC	ALU	WOOD
900x2100	1100x2300	<input type="radio"/>



Corrugation in 24 mm thick panels
only in the PLUS version

We provide our customers with two infill types – polyurethane foam and plywood or XPS extruded polystyrene, each available with thicknesses of 24, 36 and 48 mm. Panels, depending on customer preferences and technical requirements, are made of HPL plates or aluminium sheet metal. HPL plates are covered with veneer, and sheet metal is coated. However, in wooden doors we offer panels with thicknesses of 24, 36 and 46 mm.



63 Panel design

PVC	ALU	WOOD
<input checked="" type="radio"/>	<input checked="" type="radio"/>	<input type="radio"/>



Colours

AP/SAL	RAL	TEKNOS/RAL
<input checked="" type="radio"/>	<input checked="" type="radio"/>	<input type="radio"/>



Infills

HPL	ALU	WOOD
<input checked="" type="radio"/>	<input checked="" type="radio"/>	<input type="radio"/>



INOX application

PVC	ALU	WOOD
<input checked="" type="radio"/>	<input checked="" type="radio"/>	<input type="radio"/>



Minimum panel size

PVC	ALU	WOOD
600x1650	600x1650	<input type="radio"/>



Maximum panel size

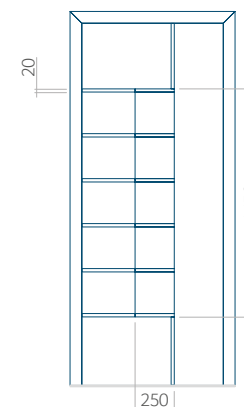
PVC	ALU	WOOD
900x2100	1100x2300	<input type="radio"/>



View from the outside

The external view of the panel does not change when the handle is changed.





64 Panel design

PVC	ALU	WOOD
<input checked="" type="radio"/>	<input checked="" type="radio"/>	<input type="radio"/>



Colours

AP/SAL	RAL	TEKNOS/RAL
<input checked="" type="radio"/>	<input checked="" type="radio"/>	<input type="radio"/>



Infills

HPL	ALU	WOOD
<input checked="" type="radio"/>	<input checked="" type="radio"/>	<input type="radio"/>



INOX application

PVC	ALU	WOOD
<input checked="" type="radio"/>	<input checked="" type="radio"/>	<input type="radio"/>



Minimum panel size

PVC	ALU	WOOD
- x1650	- x1650	<input type="radio"/>



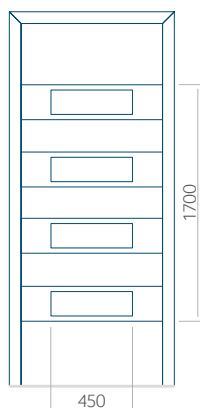
Maximum panel size

PVC	ALU	WOOD
900x2100	1100x2300	<input type="radio"/>



partly sand-blasted glass

We provide our customers with two infill types – polyurethane foam and plywood or XPS extruded polystyrene, each available with thicknesses of 24, 36 and 48 mm. Panels, depending on customer preferences and technical requirements, are made of HPL plates or aluminium sheet metal. HPL plates are covered with veneer, and sheet metal is coated. However, in wooden doors we offer panels with thicknesses of 24, 36 and 46 mm.



65 Panel design

PVC	ALU	WOOD
<input checked="" type="radio"/>	<input checked="" type="radio"/>	<input type="radio"/>



Colours

AP/SAL	RAL	TEKNOS/RAL
<input checked="" type="radio"/>	<input checked="" type="radio"/>	<input type="radio"/>



Infills

HPL	ALU	WOOD
<input checked="" type="radio"/>	<input checked="" type="radio"/>	<input type="radio"/>



INOX application

PVC	ALU	WOOD
<input checked="" type="radio"/>	<input checked="" type="radio"/>	<input type="radio"/>



Minimum panel size

PVC	ALU	WOOD
600x1650	600x1650	<input type="radio"/>



Maximum panel size

PVC	ALU	WOOD
900x2100	1100x2300	<input type="radio"/>



View from the outside


The external view of the panel does not change when the handle is changed.





PVC | ALU | Wood

View from the outside
The external view of the panel does not change when the handle is changed.



66 Panel design

PVC	ALU	WOOD
<input checked="" type="radio"/>	<input checked="" type="radio"/>	<input type="radio"/>



Colours

AP/SAL	RAL	TEKNOS/RAL
<input checked="" type="radio"/>	<input checked="" type="radio"/>	<input type="radio"/>



Infills

HPL	ALU	WOOD
<input checked="" type="radio"/>	<input checked="" type="radio"/>	<input type="radio"/>



INOX application

PVC	ALU	WOOD
<input checked="" type="radio"/>	<input checked="" type="radio"/>	<input type="radio"/>



Minimum panel size

PVC	ALU	WOOD
600x1650	600x1650	<input type="radio"/>




Maximum panel size

PVC	ALU	WOOD
900x2100	1100x2300	<input type="radio"/>



We provide our customers with two infill types – polyurethane foam and plywood or XPS extruded polystyrene, each available with thicknesses of 24, 36 and 48 mm. Panels, depending on customer preferences and technical requirements, are made of HPL plates or aluminium sheet metal. HPL plates are covered with veneer, and sheet metal is coated. However, in wooden doors we offer panels with thicknesses of 24, 36 and 46 mm.





67 Panel design

PVC	ALU	WOOD
<input checked="" type="radio"/>	<input checked="" type="radio"/>	<input type="radio"/>



Colours

AP/SAL	RAL	TEKNOS/RAL
<input checked="" type="radio"/>	<input checked="" type="radio"/>	<input type="radio"/>



Infills

HPL	ALU	WOOD
<input checked="" type="radio"/>	<input checked="" type="radio"/>	<input type="radio"/>



INOX application

PVC	ALU	WOOD
<input checked="" type="radio"/>	<input checked="" type="radio"/>	<input type="radio"/>



Minimum panel size

PVC	ALU	WOOD
600x1650	600x1650	<input type="radio"/>

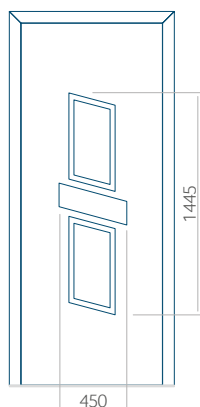


Maximum panel size

PVC	ALU	WOOD
900x2100	1100x2300	<input type="radio"/>



We provide our customers with two infill types – polyurethane foam and plywood or XPS extruded polystyrene, each available with thicknesses of 24, 36 and 48 mm. Panels, depending on customer preferences and technical requirements, are made of HPL plates or aluminium sheet metal. HPL plates are covered with veneer, and sheet metal is coated. However, in wooden doors we offer panels with thicknesses of 24, 36 and 46 mm.



68 Panel design

PVC	ALU	WOOD
<input checked="" type="radio"/>	<input checked="" type="radio"/>	<input type="radio"/>



Colours

AP/SAL	RAL	TEKNOS/RAL
<input checked="" type="radio"/>	<input checked="" type="radio"/>	<input type="radio"/>



Infills

HPL	ALU	WOOD
<input checked="" type="radio"/>	<input checked="" type="radio"/>	<input type="radio"/>



INOX application

PVC	ALU	WOOD
<input checked="" type="radio"/>	<input checked="" type="radio"/>	<input type="radio"/>



Minimum panel size

PVC	ALU	WOOD
600x1650	600x1650	<input type="radio"/>



Maximum panel size


PVC	ALU	WOOD
900x2100	1100x2300	<input type="radio"/>



View from the outside

The external view of the panel does not change when the handle is changed.





69 Panel design

PVC	ALU	WOOD
<input checked="" type="radio"/>	<input checked="" type="radio"/>	<input type="radio"/>



Colours

AP/SAL	RAL	TEKNOS/RAL
<input checked="" type="radio"/>	<input checked="" type="radio"/>	<input type="radio"/>



Infills

HPL	ALU	WOOD
<input checked="" type="radio"/>	<input checked="" type="radio"/>	<input type="radio"/>



INOX application

PVC	ALU	WOOD
<input checked="" type="radio"/>	<input checked="" type="radio"/>	<input type="radio"/>



Minimum panel size

PVC	ALU	WOOD
600x1650	600x1650	<input type="radio"/>

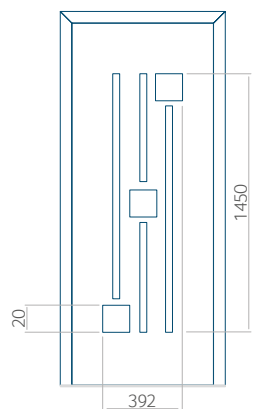


Maximum panel size

PVC	ALU	WOOD
900x2100	1100x2300	<input type="radio"/>



We provide our customers with two infill types – polyurethane foam and plywood or XPS extruded polystyrene, each available with thicknesses of 24, 36 and 48 mm. Panels, depending on customer preferences and technical requirements, are made of HPL plates or aluminium sheet metal. HPL plates are covered with veneer, and sheet metal is coated. However, in wooden doors we offer panels with thicknesses of 24, 36 and 46 mm.



70 Panel design

PVC	ALU	WOOD
<input checked="" type="radio"/>	<input checked="" type="radio"/>	<input type="radio"/>



Colours

AP/SAL	RAL	TEKNOS/RAL
<input checked="" type="radio"/>	<input checked="" type="radio"/>	<input type="radio"/>



Infills

HPL	ALU	WOOD
<input checked="" type="radio"/>	<input checked="" type="radio"/>	<input type="radio"/>



INOX application

PVC	ALU	WOOD
<input checked="" type="radio"/>	<input checked="" type="radio"/>	<input type="radio"/>



Minimum panel size

PVC	ALU	WOOD
600x1650	600x1650	<input type="radio"/>



Maximum panel size

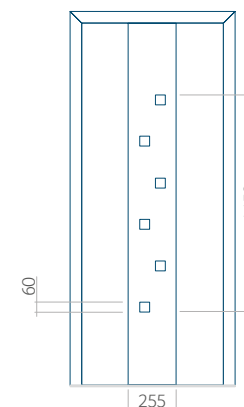
PVC	ALU	WOOD
900x2100	1100x2300	<input type="radio"/>



View from the outside

The external view of the panel does not change when the handle is changed.





71 Panel design

PVC	ALU	WOOD
<input checked="" type="radio"/>	<input checked="" type="radio"/>	<input type="radio"/>



Colours

AP/SAL	RAL	TEKNOS/RAL
<input checked="" type="radio"/>	<input checked="" type="radio"/>	<input type="radio"/>



Infills

HPL	ALU	WOOD
<input checked="" type="radio"/>	<input checked="" type="radio"/>	<input type="radio"/>



INOX application

PVC	ALU	WOOD
<input checked="" type="radio"/>	<input checked="" type="radio"/>	<input type="radio"/>



Minimum panel size

PVC	ALU	WOOD
600x1650	600x1650	<input type="radio"/>

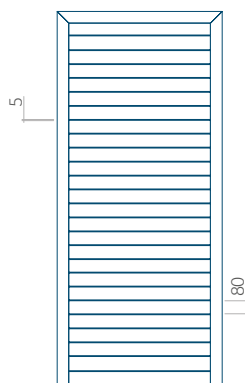


Maximum panel size

PVC	ALU	WOOD
900x2100	1100x2300	<input type="radio"/>



We provide our customers with two infill types – polyurethane foam and plywood or XPS extruded polystyrene, each available with thicknesses of 24, 36 and 48 mm. Panels, depending on customer preferences and technical requirements, are made of HPL plates or aluminium sheet metal. HPL plates are covered with veneer, and sheet metal is coated. However, in wooden doors we offer panels with thicknesses of 24, 36 and 46 mm.



The corrugation width
in wood panels is 4 mm.

72 Panel design

PVC	ALU	WOOD
<input checked="" type="checkbox"/>	<input checked="" type="checkbox"/>	<input checked="" type="checkbox"/>



Colours

AP/SAL	RAL	TEKNOS/RAL
<input checked="" type="checkbox"/>	<input checked="" type="checkbox"/>	<input checked="" type="checkbox"/>



Infills

HPL	ALU	WOOD
<input checked="" type="checkbox"/>	<input checked="" type="checkbox"/>	<input checked="" type="checkbox"/>



INOX application

PVC	ALU	WOOD
<input type="checkbox"/>	<input type="checkbox"/>	<input type="checkbox"/>



Minimum panel size

PVC	ALU	WOOD
<input type="checkbox"/>	<input type="checkbox"/>	340x1400



Maximum panel size

PVC	ALU	WOOD
900x2100	1100x2300	840x2240




Corrugation in 24 mm thick panels
only in the PLUS version

View from the outside

The external view of the panel does not change when the handle is changed.





The corrugation width
in wood panels is 4 mm.

73 Panel design

PVC	ALU	WOOD
<input checked="" type="checkbox"/>	<input checked="" type="checkbox"/>	<input checked="" type="checkbox"/>



Colours

AP/SAL	RAL	TEKNOS/RAL
<input checked="" type="checkbox"/>	<input checked="" type="checkbox"/>	<input checked="" type="checkbox"/>



Infills

HPL	ALU	WOOD
<input checked="" type="checkbox"/>	<input checked="" type="checkbox"/>	<input checked="" type="checkbox"/>



INOX application

PVC	ALU	WOOD
<input type="checkbox"/>	<input type="checkbox"/>	<input type="checkbox"/>



Minimum panel size

PVC	ALU	WOOD
<input type="checkbox"/>	<input type="checkbox"/>	340x1400



Maximum panel size

PVC	ALU	WOOD
900x2100	1100x2300	840x2240

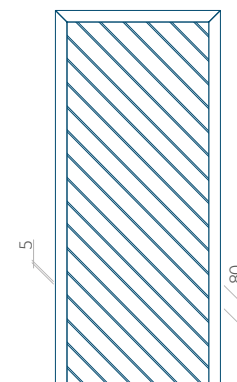


Corrugation in 24 mm thick panels
only in the PLUS version

We provide our customers with two infill types – polyurethane foam and plywood or XPS extruded polystyrene, each available with thicknesses of 24, 36 and 48 mm. Panels, depending on customer preferences and technical requirements, are made of HPL plates or aluminium sheet metal. HPL plates are covered with veneer, and sheet metal is coated. However, in wooden doors we offer panels with thicknesses of 24, 36 and 46 mm.



View from the outside
The external view of the panel does not change when the handle is changed.



The corrugation width
in wood panels is 4 mm.

74 Panel design

PVC	ALU	WOOD
<input checked="" type="checkbox"/>	<input checked="" type="checkbox"/>	<input checked="" type="checkbox"/>



Colours

AP/SAL	RAL	TEKNOS/RAL
<input checked="" type="checkbox"/>	<input checked="" type="checkbox"/>	<input checked="" type="checkbox"/>



Infills

HPL	ALU	WOOD
<input checked="" type="checkbox"/>	<input checked="" type="checkbox"/>	<input checked="" type="checkbox"/>



INOX application

PVC	ALU	WOOD
<input type="checkbox"/>	<input type="checkbox"/>	<input type="checkbox"/>



Minimum panel size

PVC	ALU	WOOD
<input type="checkbox"/>	<input type="checkbox"/>	340x1400



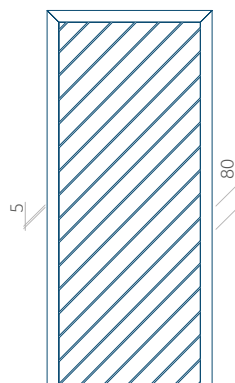
Maximum panel size

PVC	ALU	WOOD
900x2100	1100x2300	840x2240



Corrugation in 24 mm thick panels
only in the PLUS version

We provide our customers with two infill types – polyurethane foam and plywood or XPS extruded polystyrene, each available with thicknesses of 24, 36 and 48 mm. Panels, depending on customer preferences and technical requirements, are made of HPL plates or aluminium sheet metal. HPL plates are covered with veneer, and sheet metal is coated. However, in wooden doors we offer panels with thicknesses of 24, 36 and 46 mm.



The corrugation width
in wood panels is 4 mm.

75 Panel design

PVC	ALU	WOOD
<input checked="" type="checkbox"/>	<input checked="" type="checkbox"/>	<input checked="" type="checkbox"/>



Colours

AP/SAL	RAL	TEKNOS/RAL
<input checked="" type="checkbox"/>	<input checked="" type="checkbox"/>	<input checked="" type="checkbox"/>



Infills

HPL	ALU	WOOD
<input checked="" type="checkbox"/>	<input checked="" type="checkbox"/>	<input checked="" type="checkbox"/>



INOX application

PVC	ALU	WOOD
<input type="checkbox"/>	<input type="checkbox"/>	<input type="checkbox"/>



Minimum panel size

PVC	ALU	WOOD
<input type="checkbox"/>	<input type="checkbox"/>	<input checked="" type="checkbox"/> 340x1400



Maximum panel size

PVC	ALU	WOOD
<input checked="" type="checkbox"/> 900x2100	<input checked="" type="checkbox"/> 1100x2300	<input checked="" type="checkbox"/> 840x2240



Corrugation in 24 mm thick panels
only in the PLUS version



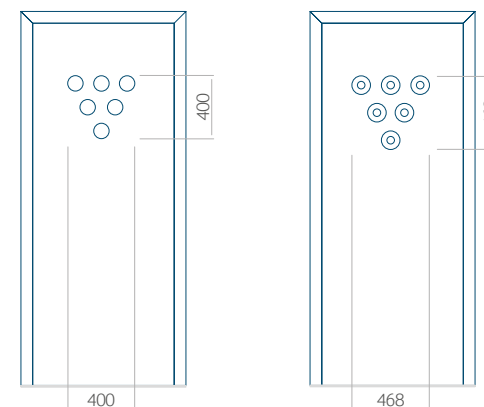
View from the outside

The external view of the panel does not change when the handle is changed.





PVC | ALU | Wood



76 Panel design

PVC	ALU	WOOD
<input checked="" type="checkbox"/>	<input checked="" type="checkbox"/>	<input checked="" type="checkbox"/>



Colours

AP/SAL	RAL	TEKNOS/RAL
<input checked="" type="checkbox"/>	<input checked="" type="checkbox"/>	<input checked="" type="checkbox"/>



Infills

HPL	ALU	WOOD
<input checked="" type="checkbox"/>	<input checked="" type="checkbox"/>	<input checked="" type="checkbox"/>



INOX application

PVC	ALU	WOOD
<input checked="" type="checkbox"/>	<input checked="" type="checkbox"/>	<input checked="" type="checkbox"/>



Minimum panel size

PVC	ALU	WOOD
600x1650	600x1650	340x1400

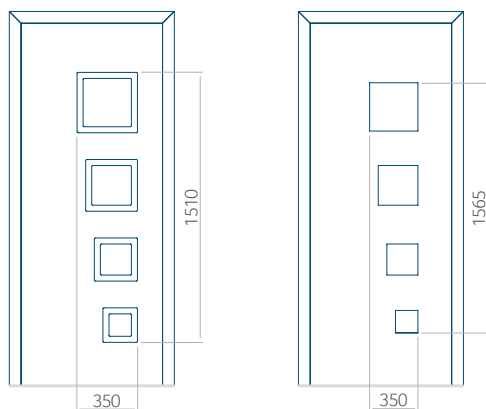


Maximum panel size

PVC	ALU	WOOD
900x2100	1100x2300	840x2240



We provide our customers with two infill types – polyurethane foam and plywood or XPS extruded polystyrene, each available with thicknesses of 24, 36 and 48 mm. Panels, depending on customer preferences and technical requirements, are made of HPL plates or aluminium sheet metal. HPL plates are covered with veneer, and sheet metal is coated. However, in wooden doors we offer panels with thicknesses of 24, 36 and 46 mm.



77 Panel design

PVC	ALU	WOOD
●	●	●



Colours

AP/SAL	RAL	TEKNOS/RAL
●	●	●



Infills

HPL	ALU	WOOD
●	●	●



INOX application

PVC	ALU	WOOD
●	●	●



Minimum panel size

PVC	ALU	WOOD
600x1650	600x1650	340x1400



Maximum panel size

PVC	ALU	WOOD
900x2100	1100x2300	840x2240



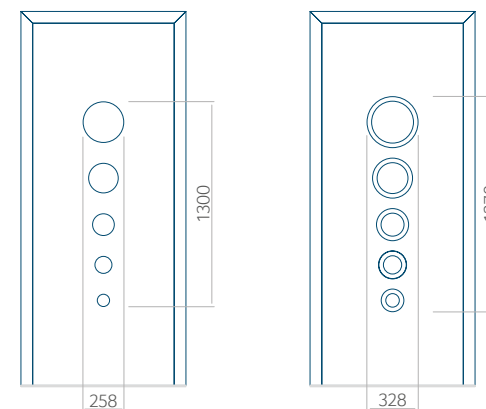
View from the outside

The external view of the panel does not change when the handle is changed.





PVC | ALU | Wood



78 Panel design

PVC	ALU	WOOD
<input checked="" type="checkbox"/>	<input checked="" type="checkbox"/>	<input checked="" type="checkbox"/>



Colours

AP/SAL	RAL	TEKNOS/RAL
<input checked="" type="checkbox"/>	<input checked="" type="checkbox"/>	<input checked="" type="checkbox"/>



Infills

HPL	ALU	WOOD
<input checked="" type="checkbox"/>	<input checked="" type="checkbox"/>	<input checked="" type="checkbox"/>



INOX application

PVC	ALU	WOOD
<input checked="" type="checkbox"/>	<input checked="" type="checkbox"/>	<input checked="" type="checkbox"/>



Minimum panel size

PVC	ALU	WOOD
600x1650	600x1650	340x1400

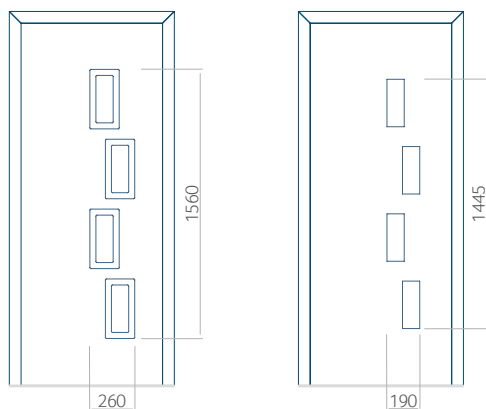


Maximum panel size

PVC	ALU	WOOD
900x2100	1100x2300	840x2240



We provide our customers with two infill types – polyurethane foam and plywood or XPS extruded polystyrene, each available with thicknesses of 24, 36 and 48 mm. Panels, depending on customer preferences and technical requirements, are made of HPL plates or aluminium sheet metal. HPL plates are covered with veneer, and sheet metal is coated. However, in wooden doors we offer panels with thicknesses of 24, 36 and 46 mm.



79 Panel design

PVC	ALU	WOOD
<input checked="" type="checkbox"/>	<input checked="" type="checkbox"/>	<input checked="" type="checkbox"/>



Colours

AP/SAL	RAL	TEKNOS/RAL
<input checked="" type="checkbox"/>	<input checked="" type="checkbox"/>	<input checked="" type="checkbox"/>



Infills

HPL	ALU	WOOD
<input checked="" type="checkbox"/>	<input checked="" type="checkbox"/>	<input checked="" type="checkbox"/>



INOX application

PVC	ALU	WOOD
<input checked="" type="checkbox"/>	<input checked="" type="checkbox"/>	<input checked="" type="checkbox"/>



Minimum panel size

PVC	ALU	WOOD
600x1650	600x1650	340x1400



Maximum panel size

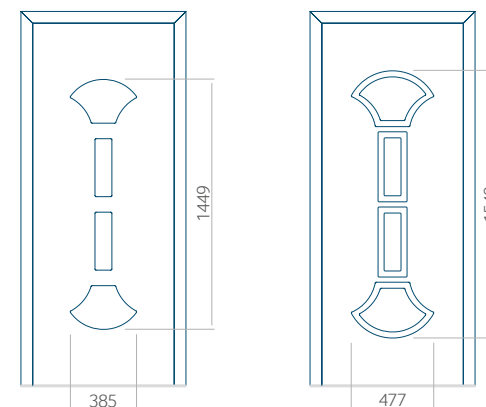
PVC	ALU	WOOD
900x2100	1100x2300	840x2240



View from the outside

The external view of the panel does not change when the handle is changed.





80 Panel design

PVC	ALU	WOOD
<input checked="" type="radio"/>	<input checked="" type="radio"/>	<input type="radio"/>



Colours

AP/SAL	RAL	TEKNOS/RAL
<input checked="" type="radio"/>	<input checked="" type="radio"/>	<input type="radio"/>



Infills

HPL	ALU	WOOD
<input checked="" type="radio"/>	<input checked="" type="radio"/>	<input type="radio"/>



INOX application

PVC	ALU	WOOD
<input checked="" type="radio"/>	<input checked="" type="radio"/>	<input type="radio"/>



Minimum panel size

PVC	ALU	WOOD
600x1650	600x1650	<input type="radio"/>



Maximum panel size

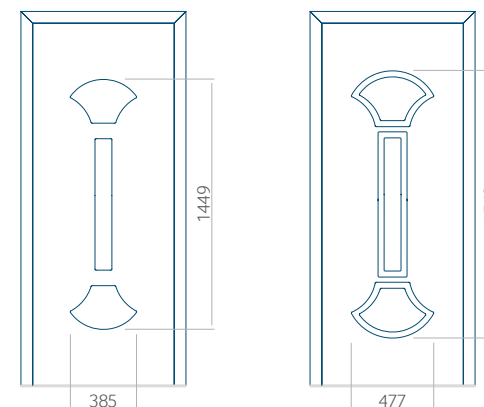
PVC	ALU	WOOD
900x2100	1100x2300	<input type="radio"/>



We provide our customers with two infill types – polyurethane foam and plywood or XPS extruded polystyrene, each available with thicknesses of 24, 36 and 48 mm. Panels, depending on customer preferences and technical requirements, are made of HPL plates or aluminium sheet metal. HPL plates are covered with veneer, and sheet metal is coated. However, in wooden doors we offer panels with thicknesses of 24, 36 and 46 mm.



View from the outside
The external view of the panel does not change when the handle is changed.



81 Panel design

PVC	ALU	WOOD
<input checked="" type="radio"/>	<input checked="" type="radio"/>	<input type="radio"/>



Colours

AP/SAL	RAL	TEKNOS/RAL
<input checked="" type="radio"/>	<input checked="" type="radio"/>	<input type="radio"/>



Infills

HPL	ALU	WOOD
<input checked="" type="radio"/>	<input checked="" type="radio"/>	<input type="radio"/>



INOX application

PVC	ALU	WOOD
<input checked="" type="radio"/>	<input checked="" type="radio"/>	<input type="radio"/>



Minimum panel size

PVC	ALU	WOOD
600x1650	600x1650	<input type="radio"/>

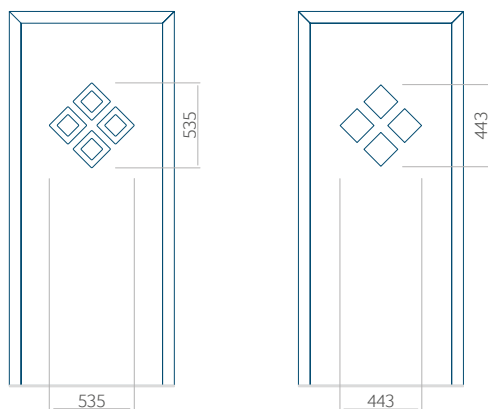


Maximum panel size

PVC	ALU	WOOD
900x2100	1100x2300	<input type="radio"/>



We provide our customers with two infill types – polyurethane foam and plywood or XPS extruded polystyrene, each available with thicknesses of 24, 36 and 48 mm. Panels, depending on customer preferences and technical requirements, are made of HPL plates or aluminium sheet metal. HPL plates are covered with veneer, and sheet metal is coated. However, in wooden doors we offer panels with thicknesses of 24, 36 and 46 mm.



82 Panel design

PVC	ALU	WOOD
<input checked="" type="checkbox"/>	<input checked="" type="checkbox"/>	<input checked="" type="checkbox"/>



Colours

AP/SAL	RAL	TEKNOS/RAL
<input checked="" type="checkbox"/>	<input checked="" type="checkbox"/>	<input checked="" type="checkbox"/>



Infills

HPL	ALU	WOOD
<input checked="" type="checkbox"/>	<input checked="" type="checkbox"/>	<input checked="" type="checkbox"/>



INOX application

PVC	ALU	WOOD
<input checked="" type="checkbox"/>	<input checked="" type="checkbox"/>	<input checked="" type="checkbox"/>



Minimum panel size

PVC	ALU	WOOD
600x1650	600x1650	340x1400



Maximum panel size

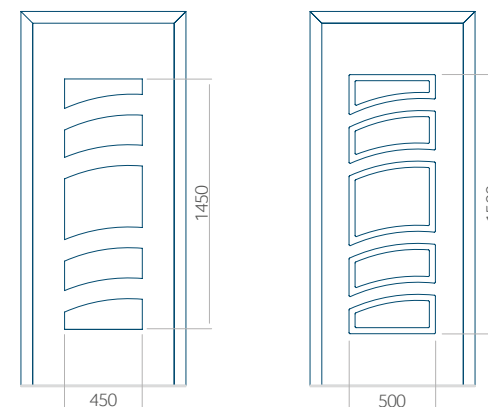
PVC	ALU	WOOD
900x2100	1100x2300	840x2240



View from the outside

The external view of the panel does not change when the handle is changed.





83 Panel design

PVC	ALU	WOOD
<input checked="" type="radio"/>	<input checked="" type="radio"/>	<input type="radio"/>



Colours

AP/SAL	RAL	TEKNOS/RAL
<input checked="" type="radio"/>	<input checked="" type="radio"/>	<input type="radio"/>



Infills

HPL	ALU	WOOD
<input checked="" type="radio"/>	<input checked="" type="radio"/>	<input type="radio"/>



INOX application

PVC	ALU	WOOD
<input checked="" type="radio"/>	<input checked="" type="radio"/>	<input type="radio"/>



Minimum panel size

PVC	ALU	WOOD
600x1650	600x1650	<input type="radio"/>

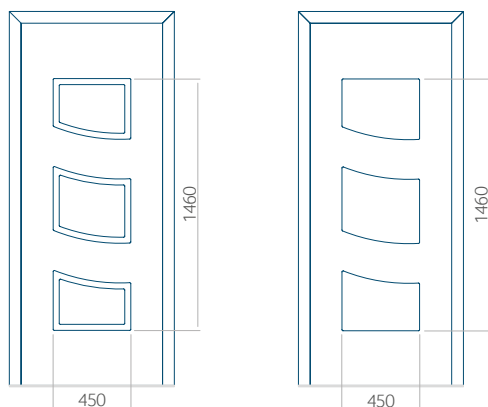


Maximum panel size

PVC	ALU	WOOD
900x2100	1100x2300	<input type="radio"/>



We provide our customers with two infill types – polyurethane foam and plywood or XPS extruded polystyrene, each available with thicknesses of 24, 36 and 48 mm. Panels, depending on customer preferences and technical requirements, are made of HPL plates or aluminium sheet metal. HPL plates are covered with veneer, and sheet metal is coated. However, in wooden doors we offer panels with thicknesses of 24, 36 and 46 mm.



84 Panel design

PVC	ALU	WOOD
<input checked="" type="radio"/>	<input checked="" type="radio"/>	<input type="radio"/>



Colours

AP/SAL	RAL	TEKNOS/RAL
<input checked="" type="radio"/>	<input checked="" type="radio"/>	<input type="radio"/>



Infills

HPL	ALU	WOOD
<input checked="" type="radio"/>	<input checked="" type="radio"/>	<input type="radio"/>



INOX application

PVC	ALU	WOOD
<input checked="" type="radio"/>	<input checked="" type="radio"/>	<input type="radio"/>



Minimum panel size

PVC	ALU	WOOD
600x1650	600x1650	<input type="radio"/>



Maximum panel size

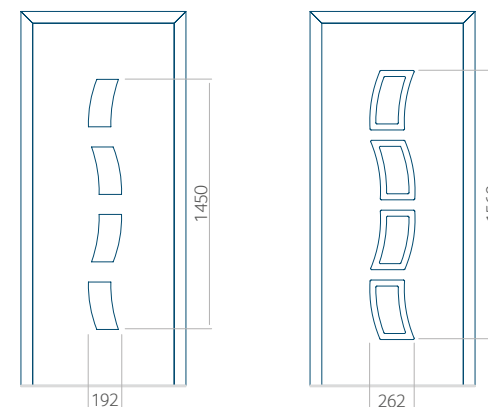
PVC	ALU	WOOD
900x2100	1100x2300	<input type="radio"/>



View from the outside

The external view of the panel does not change when the handle is changed.





85 Panel design

PVC	ALU	WOOD
<input checked="" type="radio"/>	<input checked="" type="radio"/>	<input type="radio"/>



Colours

AP/SAL	RAL	TEKNOS/RAL
<input checked="" type="radio"/>	<input checked="" type="radio"/>	<input type="radio"/>



Infills

HPL	ALU	WOOD
<input checked="" type="radio"/>	<input checked="" type="radio"/>	<input type="radio"/>



INOX application

PVC	ALU	WOOD
<input checked="" type="radio"/>	<input checked="" type="radio"/>	<input type="radio"/>



Minimum panel size

PVC	ALU	WOOD
600x1650	600x1650	<input type="radio"/>

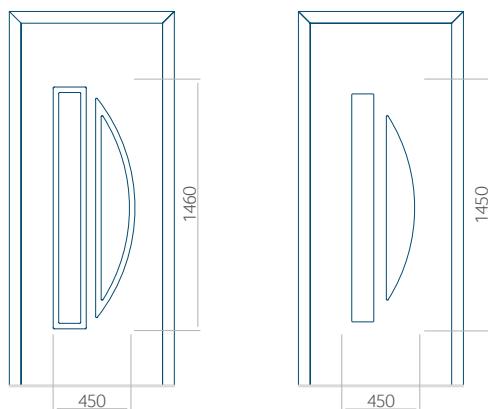


Maximum panel size

PVC	ALU	WOOD
900x2100	1100x2300	<input type="radio"/>



We provide our customers with two infill types – polyurethane foam and plywood or XPS extruded polystyrene, each available with thicknesses of 24, 36 and 48 mm. Panels, depending on customer preferences and technical requirements, are made of HPL plates or aluminium sheet metal. HPL plates are covered with veneer, and sheet metal is coated. However, in wooden doors we offer panels with thicknesses of 24, 36 and 46 mm.



86 Panel design

PVC	ALU	WOOD
<input checked="" type="checkbox"/>	<input checked="" type="checkbox"/>	<input checked="" type="checkbox"/>



Colours

AP/SAL	RAL	TEKNOS/RAL
<input checked="" type="checkbox"/>	<input checked="" type="checkbox"/>	<input checked="" type="checkbox"/>



Infills

HPL	ALU	WOOD
<input checked="" type="checkbox"/>	<input checked="" type="checkbox"/>	<input checked="" type="checkbox"/>



INOX application

PVC	ALU	WOOD
<input checked="" type="checkbox"/>	<input checked="" type="checkbox"/>	<input checked="" type="checkbox"/>



Minimum panel size

PVC	ALU	WOOD
600x1650	600x1650	340x1400



Maximum panel size

PVC	ALU	WOOD
900x2100	1100x2300	840x2240



View from the outside

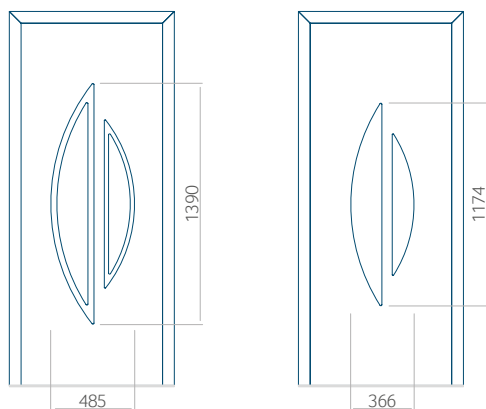
The external view of the panel does not change when the handle is changed.





PVC | ALU | Wood

View from the outside
The external view of the panel does not change when the handle is changed.



87 Panel design

PVC	ALU	WOOD
<input checked="" type="checkbox"/>	<input checked="" type="checkbox"/>	<input checked="" type="checkbox"/>



Colours

AP/SAL	RAL	TEKNOS/RAL
<input checked="" type="checkbox"/>	<input checked="" type="checkbox"/>	<input checked="" type="checkbox"/>



Infills

HPL	ALU	WOOD
<input checked="" type="checkbox"/>	<input checked="" type="checkbox"/>	<input checked="" type="checkbox"/>



INOX application

PVC	ALU	WOOD
<input checked="" type="checkbox"/>	<input checked="" type="checkbox"/>	<input checked="" type="checkbox"/>



Minimum panel size

PVC	ALU	WOOD
600x1650	600x1650	340x1400



Maximum panel size

PVC	ALU	WOOD
900x2100	1100x2300	840x2240

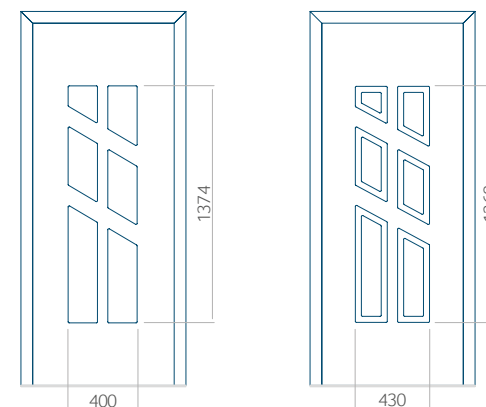


We provide our customers with two infill types – polyurethane foam and plywood or XPS extruded polystyrene, each available with thicknesses of 24, 36 and 48 mm. Panels, depending on customer preferences and technical requirements, are made of HPL plates or aluminium sheet metal. HPL plates are covered with veneer, and sheet metal is coated. However, in wooden doors we offer panels with thicknesses of 24, 36 and 46 mm.





PVC | ALU | Wood

**88 Panel design**

PVC	ALU	WOOD
<input checked="" type="checkbox"/>	<input checked="" type="checkbox"/>	<input checked="" type="checkbox"/>

**Colours**

AP/SAL	RAL	TEKNOS/RAL
<input checked="" type="checkbox"/>	<input checked="" type="checkbox"/>	<input checked="" type="checkbox"/>

**Infills**

HPL	ALU	WOOD
<input checked="" type="checkbox"/>	<input checked="" type="checkbox"/>	<input checked="" type="checkbox"/>

**INOX application**

PVC	ALU	WOOD
<input checked="" type="checkbox"/>	<input checked="" type="checkbox"/>	<input checked="" type="checkbox"/>

**Minimum panel size**

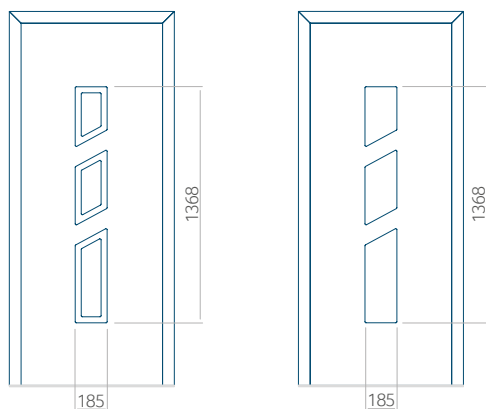
PVC	ALU	WOOD
600x1650	600x1650	340x1400

**Maximum panel size**

PVC	ALU	WOOD
900x2100	1100x2300	840x2240



We provide our customers with two infill types – polyurethane foam and plywood or XPS extruded polystyrene, each available with thicknesses of 24, 36 and 48 mm. Panels, depending on customer preferences and technical requirements, are made of HPL plates or aluminium sheet metal. HPL plates are covered with veneer, and sheet metal is coated. However, in wooden doors we offer panels with thicknesses of 24, 36 and 46 mm.



89 Panel design

PVC	ALU	WOOD
<input checked="" type="checkbox"/>	<input checked="" type="checkbox"/>	<input checked="" type="checkbox"/>



Colours

AP/SAL	RAL	TEKNOS/RAL
<input checked="" type="checkbox"/>	<input checked="" type="checkbox"/>	<input checked="" type="checkbox"/>



Infills

HPL	ALU	WOOD
<input checked="" type="checkbox"/>	<input checked="" type="checkbox"/>	<input checked="" type="checkbox"/>



INOX application

PVC	ALU	WOOD
<input checked="" type="checkbox"/>	<input checked="" type="checkbox"/>	<input checked="" type="checkbox"/>



Minimum panel size

PVC	ALU	WOOD
600x1650	600x1650	340x1400



Maximum panel size

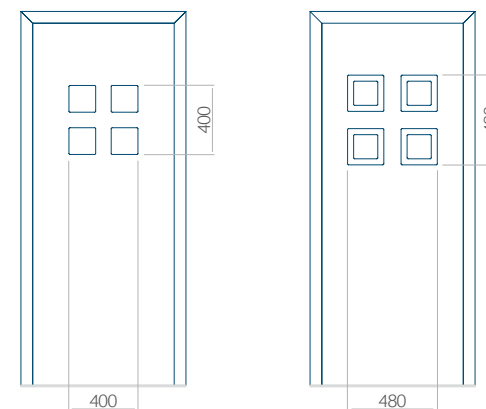
PVC	ALU	WOOD
900x2100	1100x2300	840x2240



View from the outside

The external view of the panel does not change when the handle is changed.





90 Panel design

PVC	ALU	WOOD
<input checked="" type="checkbox"/>	<input checked="" type="checkbox"/>	<input checked="" type="checkbox"/>



Colours

AP/SAL	RAL	TEKNOS/RAL
<input checked="" type="checkbox"/>	<input checked="" type="checkbox"/>	<input checked="" type="checkbox"/>



Infills

HPL	ALU	WOOD
<input checked="" type="checkbox"/>	<input checked="" type="checkbox"/>	<input checked="" type="checkbox"/>



INOX application

PVC	ALU	WOOD
<input checked="" type="checkbox"/>	<input checked="" type="checkbox"/>	<input checked="" type="checkbox"/>



Minimum panel size

PVC	ALU	WOOD
600x1650	600x1650	340x1400

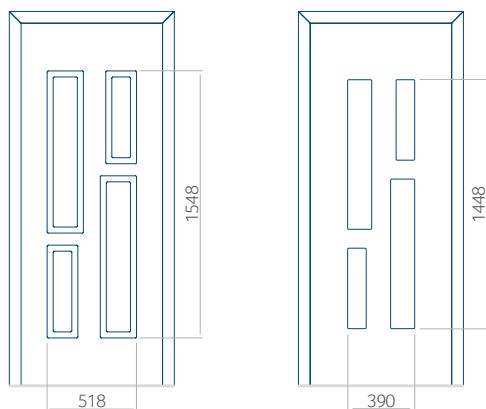


Maximum panel size

PVC	ALU	WOOD
900x2100	1100x2300	840x2240



We provide our customers with two infill types – polyurethane foam and plywood or XPS extruded polystyrene, each available with thicknesses of 24, 36 and 48 mm. Panels, depending on customer preferences and technical requirements, are made of HPL plates or aluminium sheet metal. HPL plates are covered with veneer, and sheet metal is coated. However, in wooden doors we offer panels with thicknesses of 24, 36 and 46 mm.



91 Panel design

PVC	ALU	WOOD
<input checked="" type="checkbox"/>	<input checked="" type="checkbox"/>	<input checked="" type="checkbox"/>



Colours

AP/SAL	RAL	TEKNOS/RAL
<input checked="" type="checkbox"/>	<input checked="" type="checkbox"/>	<input checked="" type="checkbox"/>



Infills

HPL	ALU	WOOD
<input checked="" type="checkbox"/>	<input checked="" type="checkbox"/>	<input checked="" type="checkbox"/>



INOX application

PVC	ALU	WOOD
<input checked="" type="checkbox"/>	<input checked="" type="checkbox"/>	<input checked="" type="checkbox"/>



Minimum panel size

PVC	ALU	WOOD
600x1650	600x1650	340x1400



Maximum panel size

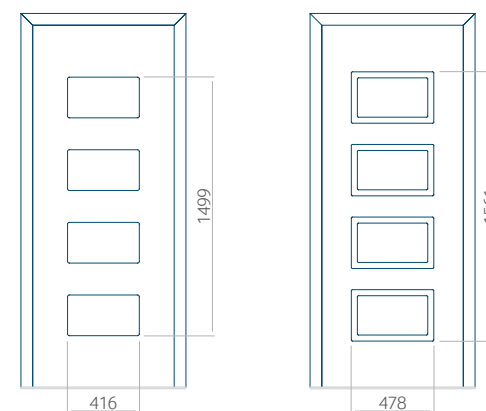
PVC	ALU	WOOD
900x2100	1100x2300	840x2240



View from the outside

The external view of the panel does not change when the handle is changed.





92 Panel design

PVC	ALU	WOOD
<input checked="" type="checkbox"/>	<input checked="" type="checkbox"/>	<input checked="" type="checkbox"/>



Colours

AP/SAL	RAL	TEKNOS/RAL
<input checked="" type="checkbox"/>	<input checked="" type="checkbox"/>	<input checked="" type="checkbox"/>



Infills

HPL	ALU	WOOD
<input checked="" type="checkbox"/>	<input checked="" type="checkbox"/>	<input checked="" type="checkbox"/>



INOX application

PVC	ALU	WOOD
<input checked="" type="checkbox"/>	<input checked="" type="checkbox"/>	<input checked="" type="checkbox"/>



Minimum panel size

PVC	ALU	WOOD
600x1650	600x1650	340x1400

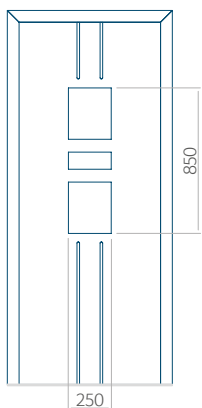


Maximum panel size

PVC	ALU	WOOD
900x2100	1100x2300	840x2240



We provide our customers with two infill types – polyurethane foam and plywood or XPS extruded polystyrene, each available with thicknesses of 24, 36 and 48 mm. Panels, depending on customer preferences and technical requirements, are made of HPL plates or aluminium sheet metal. HPL plates are covered with veneer, and sheet metal is coated. However, in wooden doors we offer panels with thicknesses of 24, 36 and 46 mm.



93 Panel design

PVC	ALU	WOOD
<input checked="" type="radio"/>	<input checked="" type="radio"/>	<input type="radio"/>



Colours

AP/SAL	RAL	TEKNOS/RAL
<input checked="" type="radio"/>	<input checked="" type="radio"/>	<input type="radio"/>



Infills

HPL	ALU	WOOD
<input checked="" type="radio"/>	<input checked="" type="radio"/>	<input type="radio"/>



INOX application

PVC	ALU	WOOD
<input checked="" type="radio"/>	<input checked="" type="radio"/>	<input type="radio"/>



Minimum panel size

PVC	ALU	WOOD
600x1650	600x1650	<input type="radio"/>



Maximum panel size

PVC	ALU	WOOD
900x2100	1100x2300	<input type="radio"/>



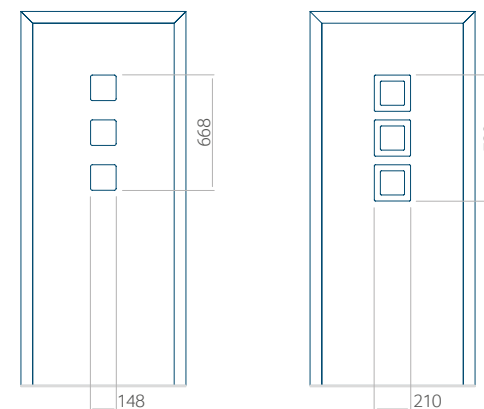
View from the outside

The external view of the panel does not change when the handle is changed.





PVC | ALU | Wood



94 Panel design

PVC	ALU	WOOD
<input checked="" type="checkbox"/>	<input checked="" type="checkbox"/>	<input checked="" type="checkbox"/>



Colours

AP/SAL	RAL	TEKNOS/RAL
<input checked="" type="checkbox"/>	<input checked="" type="checkbox"/>	<input checked="" type="checkbox"/>



Infills

HPL	ALU	WOOD
<input checked="" type="checkbox"/>	<input checked="" type="checkbox"/>	<input checked="" type="checkbox"/>



INOX application

PVC	ALU	WOOD
<input checked="" type="checkbox"/>	<input checked="" type="checkbox"/>	<input checked="" type="checkbox"/>



Minimum panel size

PVC	ALU	WOOD
600x1650	600x1650	340x1400



Maximum panel size

PVC	ALU	WOOD
900x2100	1100x2300	840x2240



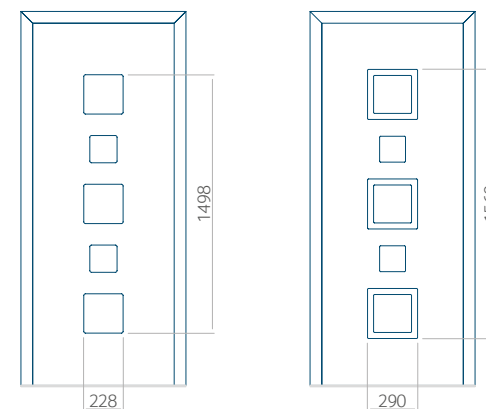
We provide our customers with two infill types – polyurethane foam and plywood or XPS extruded polystyrene, each available with thicknesses of 24, 36 and 48 mm. Panels, depending on customer preferences and technical requirements, are made of HPL plates or aluminium sheet metal. HPL plates are covered with veneer, and sheet metal is coated. However, in wooden doors we offer panels with thicknesses of 24, 36 and 46 mm.



View from the outside
The external view of the panel does not change when the handle is changed.



PVC | ALU | Wood



95 Panel design

PVC	ALU	WOOD
●	●	●



Colours

AP/SAL	RAL	TEKNOS/RAL
●	●	●



Infills

HPL	ALU	WOOD
●	●	●



INOX application

PVC	ALU	WOOD
●	●	●



Minimum panel size

PVC	ALU	WOOD
600x1650	600x1650	340x1400

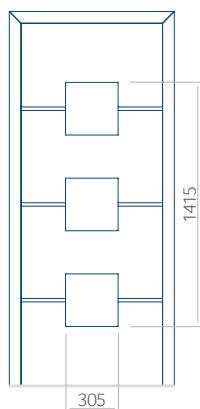


Maximum panel size

PVC	ALU	WOOD
900x2100	1100x2300	840x2240



We provide our customers with two infill types – polyurethane foam and plywood or XPS extruded polystyrene, each available with thicknesses of 24, 36 and 48 mm. Panels, depending on customer preferences and technical requirements, are made of HPL plates or aluminium sheet metal. HPL plates are covered with veneer, and sheet metal is coated. However, in wooden doors we offer panels with thicknesses of 24, 36 and 46 mm.



96 Panel design

PVC	ALU	WOOD
<input checked="" type="radio"/>	<input checked="" type="radio"/>	<input type="radio"/>



Colours

AP/SAL	RAL	TEKNOS/RAL
<input checked="" type="radio"/>	<input checked="" type="radio"/>	<input type="radio"/>



Infills

HPL	ALU	WOOD
<input checked="" type="radio"/>	<input checked="" type="radio"/>	<input type="radio"/>



INOX application

PVC	ALU	WOOD
<input checked="" type="radio"/>	<input checked="" type="radio"/>	<input type="radio"/>



Minimum panel size

PVC	ALU	WOOD
600x1650	600x1650	<input type="radio"/>



Maximum panel size

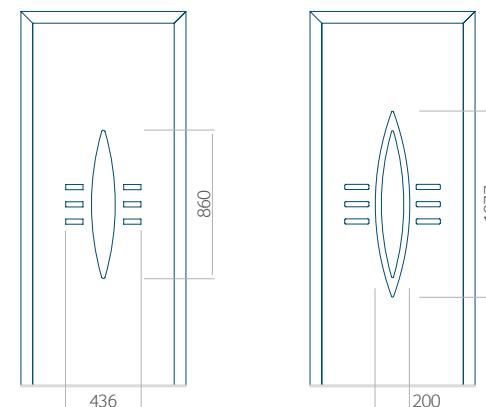
PVC	ALU	WOOD
900x2100	1100x2300	<input type="radio"/>



View from the outside

The external view of the panel does not change when the handle is changed.





97 Panel design

PVC	ALU	WOOD
<input checked="" type="radio"/>	<input checked="" type="radio"/>	<input type="radio"/>



Colours

AP/SAL	RAL	TEKNOS/RAL
<input checked="" type="radio"/>	<input checked="" type="radio"/>	<input type="radio"/>



Infills

HPL	ALU	WOOD
<input checked="" type="radio"/>	<input checked="" type="radio"/>	<input type="radio"/>



INOX application

PVC	ALU	WOOD
<input checked="" type="radio"/>	<input checked="" type="radio"/>	<input type="radio"/>



Minimum panel size

PVC	ALU	WOOD
600x1650	600x1650	<input type="radio"/>

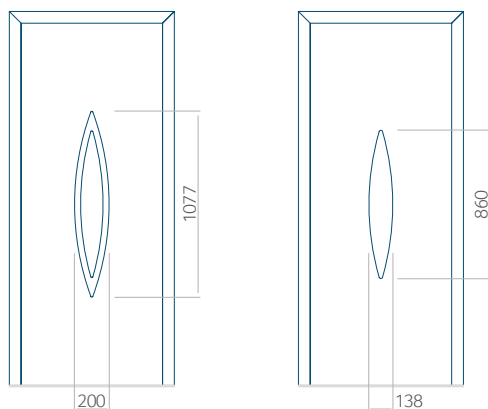


Maximum panel size

PVC	ALU	WOOD
900x2100	1100x2300	<input type="radio"/>



We provide our customers with two infill types – polyurethane foam and plywood or XPS extruded polystyrene, each available with thicknesses of 24, 36 and 48 mm. Panels, depending on customer preferences and technical requirements, are made of HPL plates or aluminium sheet metal. HPL plates are covered with veneer, and sheet metal is coated. However, in wooden doors we offer panels with thicknesses of 24, 36 and 46 mm.



98 Panel design

PVC	ALU	WOOD
<input checked="" type="radio"/>	<input checked="" type="radio"/>	<input type="radio"/>



Colours

AP/SAL	RAL	TEKNOS/RAL
<input checked="" type="radio"/>	<input checked="" type="radio"/>	<input type="radio"/>



Infills

HPL	ALU	WOOD
<input checked="" type="radio"/>	<input checked="" type="radio"/>	<input type="radio"/>



INOX application

PVC	ALU	WOOD
<input checked="" type="radio"/>	<input checked="" type="radio"/>	<input type="radio"/>



Minimum panel size

PVC	ALU	WOOD
600x1650	600x1650	<input type="radio"/>



Maximum panel size

PVC	ALU	WOOD
900x2100	1100x2300	<input type="radio"/>



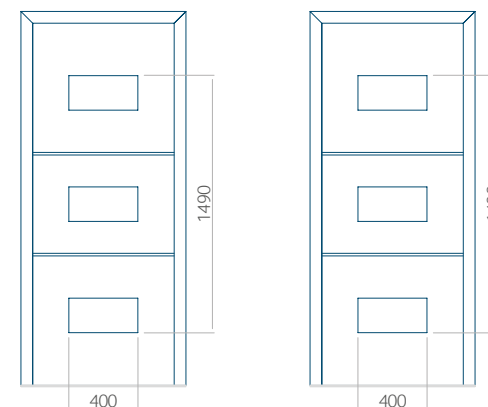
View from the outside

The external view of the panel does not change when the handle is changed.





PVC | ALU | Wood



99 Panel design

PVC	ALU	WOOD
<input checked="" type="checkbox"/>	<input checked="" type="checkbox"/>	<input checked="" type="checkbox"/>



Colours

AP/SAL	RAL	TEKNOS/RAL
<input checked="" type="checkbox"/>	<input checked="" type="checkbox"/>	<input checked="" type="checkbox"/>



Infills

HPL	ALU	WOOD
<input checked="" type="checkbox"/>	<input checked="" type="checkbox"/>	<input checked="" type="checkbox"/>



INOX application

PVC	ALU	WOOD
<input checked="" type="checkbox"/>	<input checked="" type="checkbox"/>	<input checked="" type="checkbox"/>



Minimum panel size

PVC	ALU	WOOD
600x1650	600x1650	340x1400

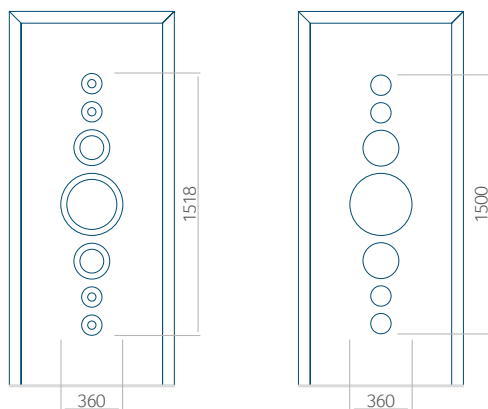


Maximum panel size

PVC	ALU	WOOD
900x2100	1100x2300	840x2240



We provide our customers with two infill types – polyurethane foam and plywood or XPS extruded polystyrene, each available with thicknesses of 24, 36 and 48 mm. Panels, depending on customer preferences and technical requirements, are made of HPL plates or aluminium sheet metal. HPL plates are covered with veneer, and sheet metal is coated. However, in wooden doors we offer panels with thicknesses of 24, 36 and 46 mm.



100 Panel design

PVC	ALU	WOOD
<input checked="" type="checkbox"/>	<input checked="" type="checkbox"/>	<input checked="" type="checkbox"/>



Colours

AP/SAL	RAL	TEKNOS/RAL
<input checked="" type="checkbox"/>	<input checked="" type="checkbox"/>	<input checked="" type="checkbox"/>



Infills

HPL	ALU	WOOD
<input checked="" type="checkbox"/>	<input checked="" type="checkbox"/>	<input checked="" type="checkbox"/>



INOX application

PVC	ALU	WOOD
<input checked="" type="checkbox"/>	<input checked="" type="checkbox"/>	<input checked="" type="checkbox"/>



Minimum panel size

PVC	ALU	WOOD
600x1650	600x1650	340x1400



Maximum panel size

PVC	ALU	WOOD
900x2100	1100x2300	840x2240



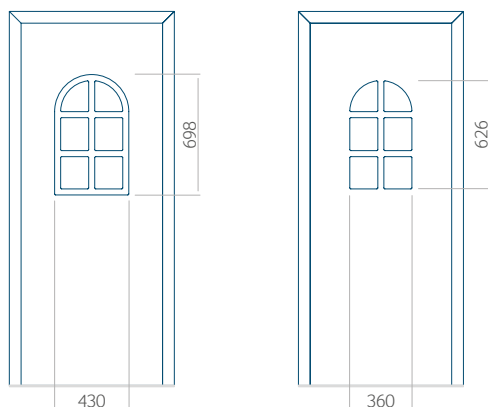
View from the outside

The external view of the panel does not change when the handle is changed.





View from the outside
The external view of the panel does not change when the handle is changed.



101 Panel design

PVC	ALU	WOOD
<input checked="" type="checkbox"/>	<input checked="" type="checkbox"/>	<input checked="" type="checkbox"/>



Colours

AP/SAL	RAL	TEKNOS/RAL
<input checked="" type="checkbox"/>	<input checked="" type="checkbox"/>	<input checked="" type="checkbox"/>



Infills

HPL	ALU	WOOD
<input checked="" type="checkbox"/>	<input checked="" type="checkbox"/>	<input checked="" type="checkbox"/>



INOX application

PVC	ALU	WOOD
<input checked="" type="checkbox"/>	<input checked="" type="checkbox"/>	<input checked="" type="checkbox"/>



Minimum panel size

PVC	ALU	WOOD
600x1650	600x1650	340x1400



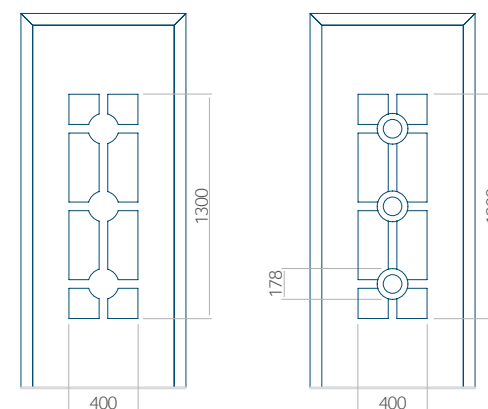

Maximum panel size

PVC	ALU	WOOD
900x2100	1100x2300	840x2240



We provide our customers with two infill types – polyurethane foam and plywood or XPS extruded polystyrene, each available with thicknesses of 24, 36 and 48 mm. Panels, depending on customer preferences and technical requirements, are made of HPL plates or aluminium sheet metal. HPL plates are covered with veneer, and sheet metal is coated. However, in wooden doors we offer panels with thicknesses of 24, 36 and 46 mm.





102 Panel design

PVC	ALU	WOOD
<input checked="" type="radio"/>	<input checked="" type="radio"/>	<input type="radio"/>



Colours

AP/SAL	RAL	TEKNOS/RAL
<input checked="" type="radio"/>	<input checked="" type="radio"/>	<input type="radio"/>



Infills

HPL	ALU	WOOD
<input checked="" type="radio"/>	<input checked="" type="radio"/>	<input type="radio"/>



INOX application

PVC	ALU	WOOD
<input checked="" type="radio"/>	<input checked="" type="radio"/>	<input type="radio"/>



Minimum panel size

PVC	ALU	WOOD
600x1650	600x1650	<input type="radio"/>

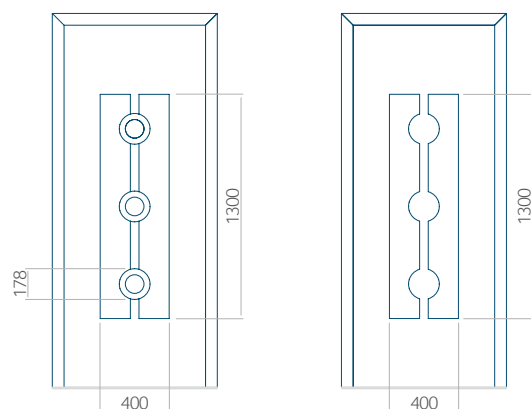


Maximum panel size

PVC	ALU	WOOD
900x2100	1100x2300	<input type="radio"/>



We provide our customers with two infill types – polyurethane foam and plywood or XPS extruded polystyrene, each available with thicknesses of 24, 36 and 48 mm. Panels, depending on customer preferences and technical requirements, are made of HPL plates or aluminium sheet metal. HPL plates are covered with veneer, and sheet metal is coated. However, in wooden doors we offer panels with thicknesses of 24, 36 and 46 mm.



103 Panel design

PVC	ALU	WOOD
<input checked="" type="radio"/>	<input checked="" type="radio"/>	<input type="radio"/>



Colours

AP/SAL	RAL	TEKNOS/RAL
<input checked="" type="radio"/>	<input checked="" type="radio"/>	<input type="radio"/>



Infills

HPL	ALU	WOOD
<input checked="" type="radio"/>	<input checked="" type="radio"/>	<input type="radio"/>



INOX application

PVC	ALU	WOOD
<input checked="" type="radio"/>	<input checked="" type="radio"/>	<input type="radio"/>




Minimum panel size

PVC	ALU	WOOD
600x1650	600x1650	<input type="radio"/>



Maximum panel size

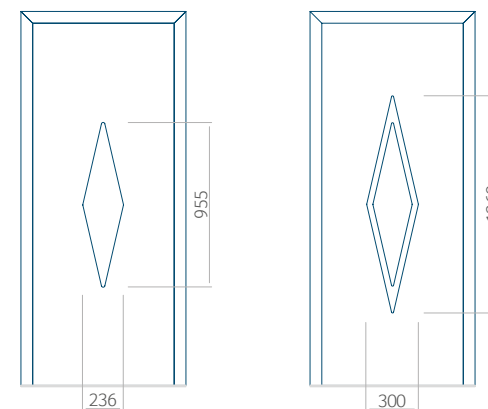
PVC	ALU	WOOD
900x2100	1100x2300	<input type="radio"/>



View from the outside

The external view of the panel does not change when the handle is changed.





104 Panel design

PVC	ALU	WOOD
<input checked="" type="radio"/>	<input checked="" type="radio"/>	<input type="radio"/>



Colours

AP/SAL	RAL	TEKNOS/RAL
<input checked="" type="radio"/>	<input checked="" type="radio"/>	<input type="radio"/>



Infills

HPL	ALU	WOOD
<input checked="" type="radio"/>	<input checked="" type="radio"/>	<input type="radio"/>



INOX application

PVC	ALU	WOOD
<input checked="" type="radio"/>	<input checked="" type="radio"/>	<input type="radio"/>



Minimum panel size

PVC	ALU	WOOD
600x1650	600x1650	<input type="radio"/>

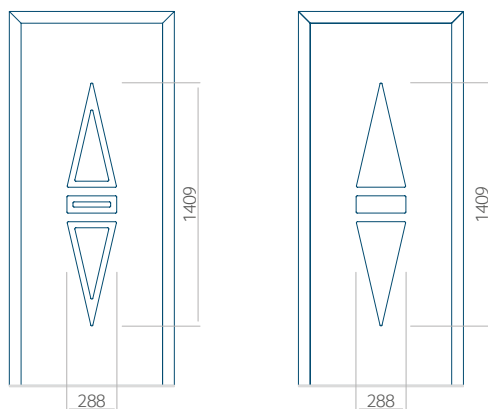


Maximum panel size

PVC	ALU	WOOD
900x2100	1100x2300	<input type="radio"/>



We provide our customers with two infill types – polyurethane foam and plywood or XPS extruded polystyrene, each available with thicknesses of 24, 36 and 48 mm. Panels, depending on customer preferences and technical requirements, are made of HPL plates or aluminium sheet metal. HPL plates are covered with veneer, and sheet metal is coated. However, in wooden doors we offer panels with thicknesses of 24, 36 and 46 mm.



105 Panel design

PVC	ALU	WOOD
<input checked="" type="radio"/>	<input checked="" type="radio"/>	<input type="radio"/>



Colours

AP/SAL	RAL	TEKNOS/RAL
<input checked="" type="radio"/>	<input checked="" type="radio"/>	<input type="radio"/>



Infills

HPL	ALU	WOOD
<input checked="" type="radio"/>	<input checked="" type="radio"/>	<input type="radio"/>



INOX application

PVC	ALU	WOOD
<input checked="" type="radio"/>	<input checked="" type="radio"/>	<input type="radio"/>



Minimum panel size

PVC	ALU	WOOD
600x1650	600x1650	<input type="radio"/>



Maximum panel size

PVC	ALU	WOOD
900x2100	1100x2300	<input type="radio"/>



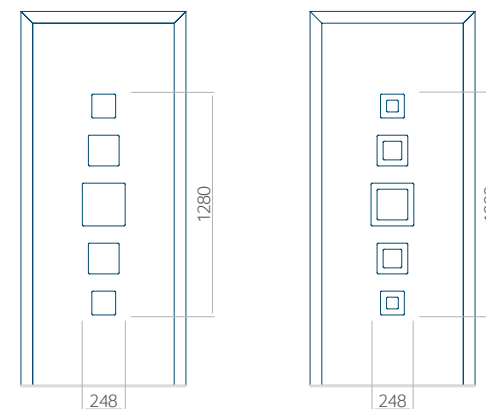
View from the outside

The external view of the panel does not change when the handle is changed.





PVC | ALU | Wood

**106 Panel design**

PVC	ALU	WOOD
<input checked="" type="checkbox"/>	<input checked="" type="checkbox"/>	<input checked="" type="checkbox"/>

**Colours**

AP/SAL	RAL	TEKNOS/RAL
<input checked="" type="checkbox"/>	<input checked="" type="checkbox"/>	<input checked="" type="checkbox"/>

**Infills**

HPL	ALU	WOOD
<input checked="" type="checkbox"/>	<input checked="" type="checkbox"/>	<input checked="" type="checkbox"/>

**INOX application**

PVC	ALU	WOOD
<input checked="" type="checkbox"/>	<input checked="" type="checkbox"/>	<input checked="" type="checkbox"/>

**Minimum panel size**

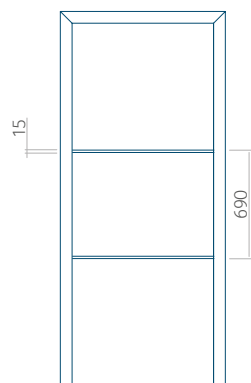
PVC	ALU	WOOD
600x1650	600x1650	340x1400

**Maximum panel size**

PVC	ALU	WOOD
900x2100	1100x2300	840x2240



We provide our customers with two infill types – polyurethane foam and plywood or XPS extruded polystyrene, each available with thicknesses of 24, 36 and 48 mm. Panels, depending on customer preferences and technical requirements, are made of HPL plates or aluminium sheet metal. HPL plates are covered with veneer, and sheet metal is coated. However, in wooden doors we offer panels with thicknesses of 24, 36 and 46 mm.



The panel is available in a version with a smaller corrugation width (6 mm), without inox application - panel design 109, however this design in a wood panel has a corrugation width of 4 mm.

107 Panel design

PVC	ALU	WOOD
<input checked="" type="radio"/>	<input checked="" type="radio"/>	<input type="radio"/>



Colours

AP/SAL	RAL	TEKNOS/RAL
<input checked="" type="radio"/>	<input checked="" type="radio"/>	<input type="radio"/>



Infills

HPL	ALU	WOOD
<input checked="" type="radio"/>	<input checked="" type="radio"/>	<input type="radio"/>



INOX application

PVC	ALU	WOOD
<input checked="" type="radio"/>	<input checked="" type="radio"/>	<input type="radio"/>



Minimum panel size

PVC	ALU	WOOD
600x1650	600x1650	<input type="radio"/>



Maximum panel size

PVC	ALU	WOOD
900x2100	1100x2300	<input type="radio"/>



Corrugation in 24 mm thick panels only in the PLUS version



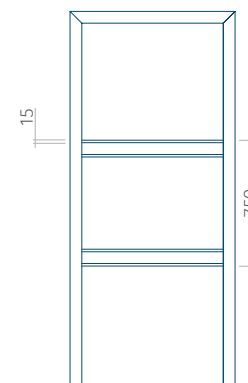
View from the outside

The external view of the panel does not change when the handle is changed.





PVC | ALU | Wood



The panel is available in a version with a smaller corrugation width (6 mm), without inox application - panel design 110, however this design in a wood panel has a corrugation width of 4 mm.

108 Panel design

PVC	ALU	WOOD
<input checked="" type="checkbox"/>	<input checked="" type="checkbox"/>	<input checked="" type="checkbox"/>



Colours

AP/SAL	RAL	TEKNOS/RAL
<input checked="" type="checkbox"/>	<input checked="" type="checkbox"/>	<input checked="" type="checkbox"/>



Infills

HPL	ALU	WOOD
<input checked="" type="checkbox"/>	<input checked="" type="checkbox"/>	<input checked="" type="checkbox"/>



INOX application

PVC	ALU	WOOD
<input checked="" type="checkbox"/>	<input checked="" type="checkbox"/>	<input checked="" type="checkbox"/>



Minimum panel size

PVC	ALU	WOOD
600x1650	600x1650	340x1400




Maximum panel size

PVC	ALU	WOOD
900x2100	1100x2300	840x2240



Corrugation in 24 mm thick panels only in the PLUS version

We provide our customers with two infill types – polyurethane foam and plywood or XPS extruded polystyrene, each available with thicknesses of 24, 36 and 48 mm. Panels, depending on customer preferences and technical requirements, are made of HPL plates or aluminium sheet metal. HPL plates are covered with veneer, and sheet metal is coated. However, in wooden doors we offer panels with thicknesses of 24, 36 and 46 mm.



Stainless steel is flush with the panel surface. This solution is especially recommended for customers who are not only looking at the appearance of the door panels, but also at their practical aspects. Flush adornments are much easier in everyday care.



For the Client's who are looking for panels with more subdued decorations, we recommend grooved door panels. Grooves give the door an original look and create a noticeable and spatial structure.



We provide our customers with two infill types – polyurethane foam and plywood or XPS extruded polystyrene, each available with thicknesses of 24, 36 and 48 mm.

Panels, depending on customer preferences and technical requirements, are made of HPL plates and aluminium sheet metal. HPL plates are covered with veneer, while sheet metal is coated (RAL colour palette).

With the panel structure, they form perfect thermal and acoustic insulation.

PanelClassic


HPL or aluminium
XPS extruded polystyrene



panel thickness
 • 24 mm [2/20/2],
 • 36 mm [2/32/2],
 • 48 mm [2/44/2]

PanelPlus

HPL or aluminium
XPS extruded polystyrene
plywood



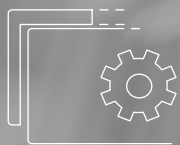
panel thickness
 • 24 mm [2/6/8/6/2],
 • 36 mm [2/6/20/6/2],
 • 48 mm [2/6/32/6/2]

PanelWood

plywood
XPS extruded polystyrene



panel thickness
 • 24 mm [9/6/9],
 • 36 mm [9/18/9],
 • 46 mm [9/30/9]



In particular models, INOX covers are used, flush with the panel surface. Corrugation in 24 mm thick panels only in the PLUS version.

We offer a wide range of glass with a motif, made of transparent glass, and ornamental vanes in the most popular designs. Ornamental glass is recommended for houses, offices, shops, hotels, and restaurants. It provides intimacy and brightens the interior.




float sandblasted



Altdeutsch



Chinchilla white




Crepi



Delta white




Parsol brown



Waterdrop



Tarassa



Master point

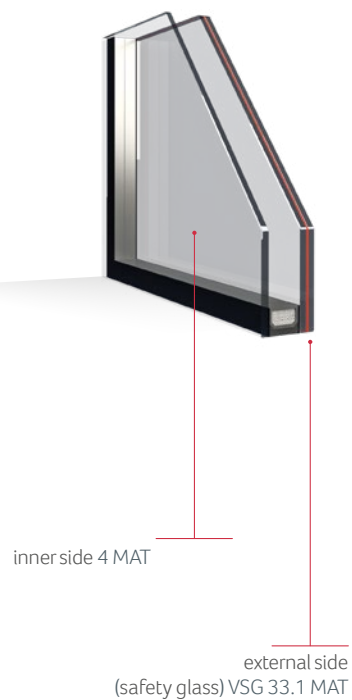


Stopsol grey

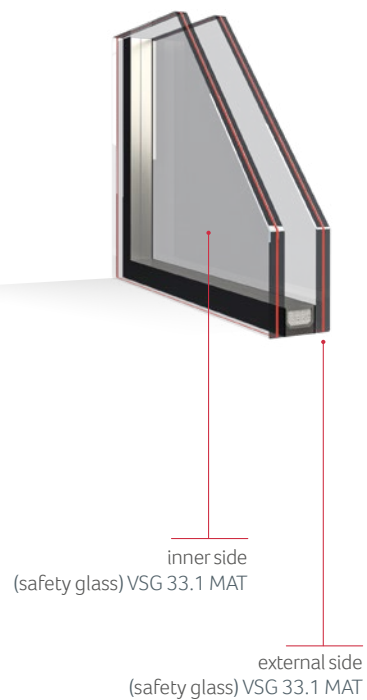


By default, door glazings are made of opaque glass. In 24 mm thick panels, we use safety glass on the outside. In 36 and 48 mm thick panels, glazing is made of safe glass on both sides.

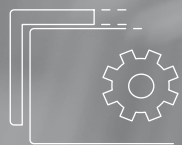
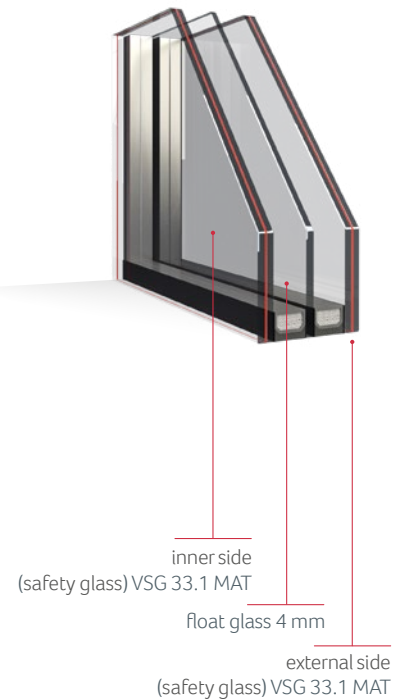
Panels 24 mm



Panels 36 mm



Panels 48 mm



Every glazing enables to use ornamental glass from the offered designs.




EkoVitre

Glass panels

Everlasting elegance, plentiful interior design possibilities and increasing performance of glass attract the interest of designers all around the world. This prompted us to create an exclusive, timeless line of glass door panels, EkoVitre.



Glass panels



EkoVitre

PVC	ALU	WOOD
•	•	•



Infill

Vitre
<ul style="list-style-type: none"> • VSG 44.4 • Sand-blasted according to the sample • Frame 18 mm • VSG 44.2 Plth.XN



Minimum panel size

Vitre
700x1700

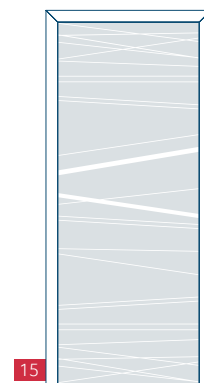
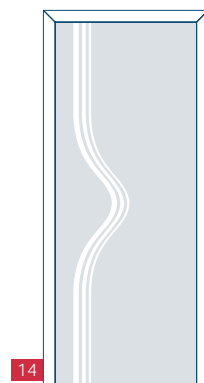
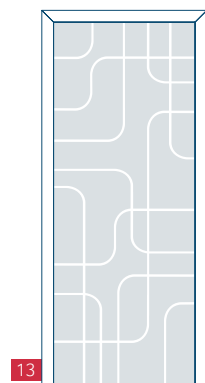
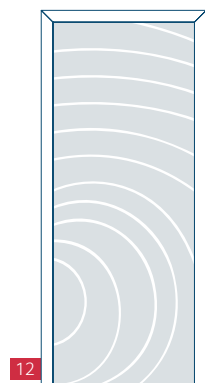
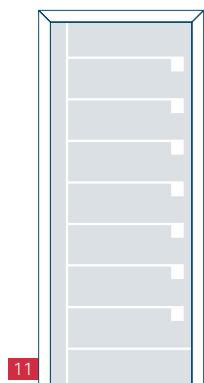
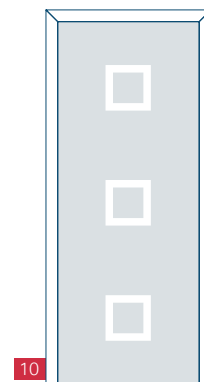


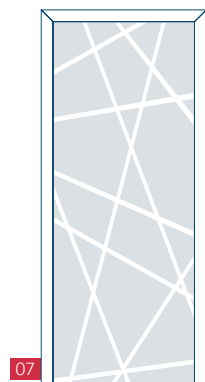
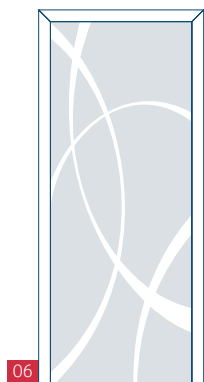
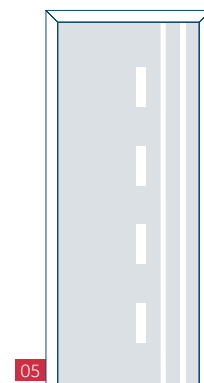
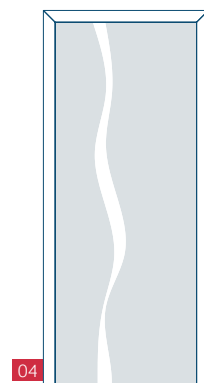
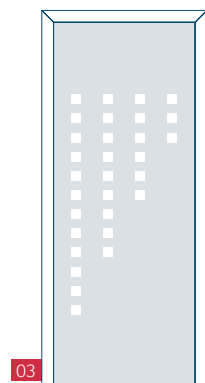
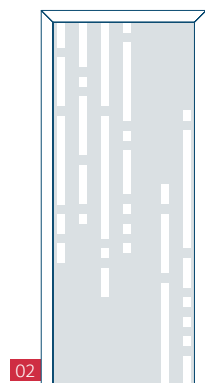
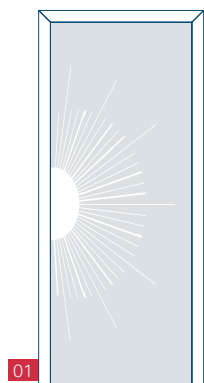


Maximum panel size

Vitre
950x2200



EkoVitre is not only style, but also safety and high-energy efficiency. The panels are made of two VSG glass vanes, in which one has sand-blasted patterns. The space between the vanes is filled with noble gas. The panels have a thickness of 36 mm.






ClassicLine

Embossed panels

The collection of panels is designed for PVC joinery that charms every owner with its unique shapes and colours. When we created ClassicLine, we endeavoured to combine the comfort of use with functionality and unique aesthetics.

Door infill manufactured based on PVC Renolit and Hornschuch film and special HIDROFUGO-Finsa plate, resistant to outdoor factors (special construction plate), Kleiberit adhesive (thermal resistance $-40/130^{\circ}\text{C}$) and polyurethane plate*.

- heat transfer coefficient 0.74^{**} (certified) $\text{W}/(\text{m}^2 \cdot \text{K})$
- glass infill [24 mm] $U = 1.0 \text{ W}/(\text{m}^2 \cdot \text{K})$
- internal infill of polyurethane foam* $\lambda = 0.022 \text{ W}/(\text{m}^2 \cdot \text{K})$
- internal and external layers made of HIDROFUGO plate - 6 mm
- panel thickness 36 mm and 48 mm



* PUR thickness 24 mm for panel thickness 36 mm XPS thickness 36 mm for panel thickness 48 mm

** solid panel without glazing





Possibility of using glazing
in particular models.
Configuration agreed
individually.

Embossed panels can be made in colours of the Aluplast or Salamander palette. The list of colours is on p. 152-153. The panel can be veneered on one or two sides, colour configuration can be adjusted, as preferred.



13



14



15



16



17



18



19



20



21

- 01 Felice
- 02 Elena
- 03 Camila
- 04 Avario
- 05 Sarda
- 06 Oceano
- 07 Zefiro
- 08 Verde
- 09 Acquamarina
- 10 Opale
- 11 Violet
- 12 Perla
- 13 Zinco
- 14 Yvonne
- 15 Carpa
- 16 Clara
- 17 Claudia
- 18 Cristi
- 19 Siluro
- 20 Azzurrite
- 21 Giulia

Minimum panel size

PVC	ALU	WOOD
500x1750	-	-



Maximum panel size

PVC	ALU	WOOD
1100x2300	-	-





Accessories

Our collection of door accessories are top-class products that constitute not only a functional, but also an aesthetic feature. Doors are equipped with a series of accessories, which make their everyday use more efficient.



Standard handle

Available colours

- white
- brown
- cream
- silver
- gold

PVC	ALU	WOOD
•	•	•



Door knob

Available colours

- white
- brown
- cream
- silver
- gold

PVC	ALU	WOOD
•	•	•



Drill-proof door handle and knob

Available colours

- INOX

PVC	ALU	WOOD
•	•	•



Door handle and knob

Available colours

- INOX

PVC	ALU	WOOD
•	•	•





Handle on a short backplate, with anti-drill insert

Available colours
• INOX

PVC	ALU	WOOD
○	●	○



Peephole

Available colours
• INOX

PVC	ALU	WOOD
●	●	●



Access control

- fingerprint reader,
- code keypad,
- bluetooth
- RFID

PVC	ALU	WOOD
●	●	●



Door mail slot

- Available colours
- white
 - silver
 - gold

PVC	ALU	WOOD
●	●	●



Hinge

 **Dr. Hahn**

PVC	ALU	WOOD
●	○	●

Available colours

- white
- brown
- cream
- silver
- gold



Hinge SFS

PVC	ALU	WOOD
●	○	○

Available colours

- white
- cream
- brown
- dark brown
- gold
- silver



Hinge JOCKER

PVC	ALU	WOOD
●	○	●

Available colours

- white
- brown
- silver
- gold
- cream
- black
- anthracite
- INOX (supplement)



Wala WR - roller hinge

PVC	ALU	WOOD
○	●	○

Available colours

- white
- brown
- silver
- in the colour of the joinery






Hinge WALA WX

PVC	ALU	WOOD
○	●	○

Available colours

- white
- brown
- silver
- in the colour of the joinery



Hinge SFS Easy 3D

PVC	ALU	WOOD
○	○	●

Available colours

- white
- brown
- silver
- in the colour of the joinery



Concealed hinge KfV AXXENT

PVC	ALU	WOOD
○	●	○

Available colours

- white
- silver
- gold

MB 70 i MB 86



Cylinder class C

PVC	ALU	WOOD
●	●	●

- Anti-burglary class C, the highest degree of anti-burglary protection
- reserved key profile, key copying based on safety card



Door closer GEZE

PVC	ALU	WOOD
<input type="radio"/>	<input checked="" type="radio"/>	<input checked="" type="radio"/>

Available colours

- dark brown
- white
- silver



Door closer with or without blocking mechanism G-U

PVC	ALU	WOOD
<input checked="" type="radio"/>	<input checked="" type="radio"/>	<input checked="" type="radio"/>

Available colours

- dark brown
- white
- silver



GEZE Boxer

- concealed door closer (optional blocking mechanism)

PVC	ALU	WOOD
<input type="radio"/>	<input checked="" type="radio"/>	<input type="radio"/>

MB 86



Espagnolette motor G-U Security Automatic

PVC	ALU	WOOD
<input checked="" type="radio"/>	<input checked="" type="radio"/>	<input checked="" type="radio"/>

- for engaging the deadbolts that jump in automatically
- the control cable enables connecting an intercom or access control components
- can be used in 1- and 2-leaf doors

Door pull P1

Size
• 30x560 mm

Spacing
• 380 mm

**Door pull P5**

Size
• 30x580 mm

Spacing
• 380 mm

**Door pull P8**

Size
• 30x580 mm

Spacing
• 380 mm

**Door pull P10**

Size
• 30x580 mm

Spacing
• 380 mm

**Door pull P10B**

Size
• 30x580 mm

Spacing
• 510 mm

**Door pull P60**

Size
• 30x580 mm

Spacing
• 380 mm

**Door pull P45B**

Size
• 30x580 mm

Spacing
• 380 mm

**Door pull P45**

Size	Spacing
• 30x300 mm	• 200 mm
• 30x400 mm	• 200 mm
• 30x500 mm	• 300 mm
• 30x600 mm	• 400 mm
• 30x700 mm	• 500 mm
• 30x800 mm	• 600 mm
• 30x900 mm	• 700 mm
• 30x1000 mm	• 800 mm
• 30x1100 mm	• 900 mm
• 30x1200 mm	• 1000 mm
• 40x1300 mm	• 1100 mm
• 40x1400 mm	• 1200 mm
• 40x1500 mm	• 1300 mm
• 40x1600 mm	• 1400 mm
• 40x1700 mm	• 1500 mm
• 40x1800 mm	• 1600 mm
• 40x1900 mm	• 1700 mm
• 40x2000 mm	• 1800 mm

**Door pull M1**

Size
• 30x300 mm

Spacing
• 330 mm

**Door pull M2**

Size
• 30x300 mm

Spacing
• 330 mm

**Door pull M6**

Size
• 30x300 mm

Spacing
• 330 mm



Installation of the door pull on the panel only the PLUS version applies to PVC doors.

PVC	ALU	WOOD
•	•	•

SECURY AUTOMATIC espagnolette



Standard door equipment ensures the comfort of use, safety and functionality.

- automatic bolting ensures a regular compression on the entire leaf height
- option to use an electric motor, working with any opening system
- option to use a rigid chain
- option to select an additional lock
- option to select an espagnolette with TE function, which enables engaging or disengaging automatic bolting at any moment. This function is connected to a lock barrel.



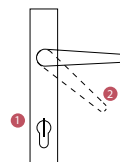
PVC
•
ALU
•
WOOD
•

3-POINT espagnolette



Optional door equipment

- option to use an electric bolt
- option to use a lock barrel
- option to select an additional lock



PVC
•
ALU
○
WOOD
•

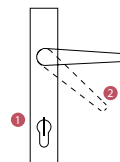


5-POINT espagnolette




Optional door equipment

- 5 bolting points with hook bolts ensures perfect sealing and increased safety
- option to use an electric bolt
- option to use a lock barrel
- option to select an additional lock



PVC
•
ALU
○
WOOD
•

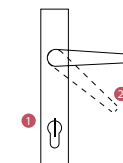


KFV 2600 espagnolette

SIEGENIA®

Key-operated multi-point KFV espagnolettes are bolted and unbolted by turning the key twice.

- 5 bolting points
- highest safety
- steel circular pinbolts with hookbolts ensure perfect sealing and increased safety
- option to use a latch strip
- option to use an electric bolt
- option to use a bolting sensor
- option to use a barrel



PVC	○
ALU	●
WOOD	○

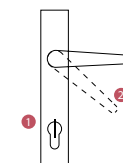


KFV 2750 espagnolette

SIEGENIA®

With triple closing, AS 2750 permanently protects doors from deformation and increases safety, including when doors are not bolted. After the key is turned in the lock, a massive hook and deadbolt mechanism with the saw-resistant deadbolt of the main lock ensure efficient anti-burglary protection.

- option to use a latch strip + option with 3 electric bolts
- option to use a rigid chain

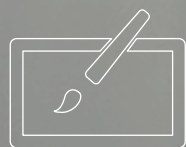


PVC	○
ALU	●
WOOD	○





Dedicated door protections,
safety guarantee for you
and your family.



Colour palette

aluplast
Kunststoff-Fenstersysteme

Colours in embossed panels
AP 05, AP 06, AP 23, AP 27, AP 30, AP 34, AP 40, AP 44, AP 50, AP 60, AP 63, AP 65, AP 75, AP 79, AP 88, AP 94



Colours in embossed panels
SAL 27, SAL 37, SAL 39, SAL 41, SAL 43, SAL 59, SAL 69, SAL 70, SAL 88, SAL 90





Colour palette

SALAMANDER
WINDOW & DOOR SYSTEMS



Colour palette

WoodLine



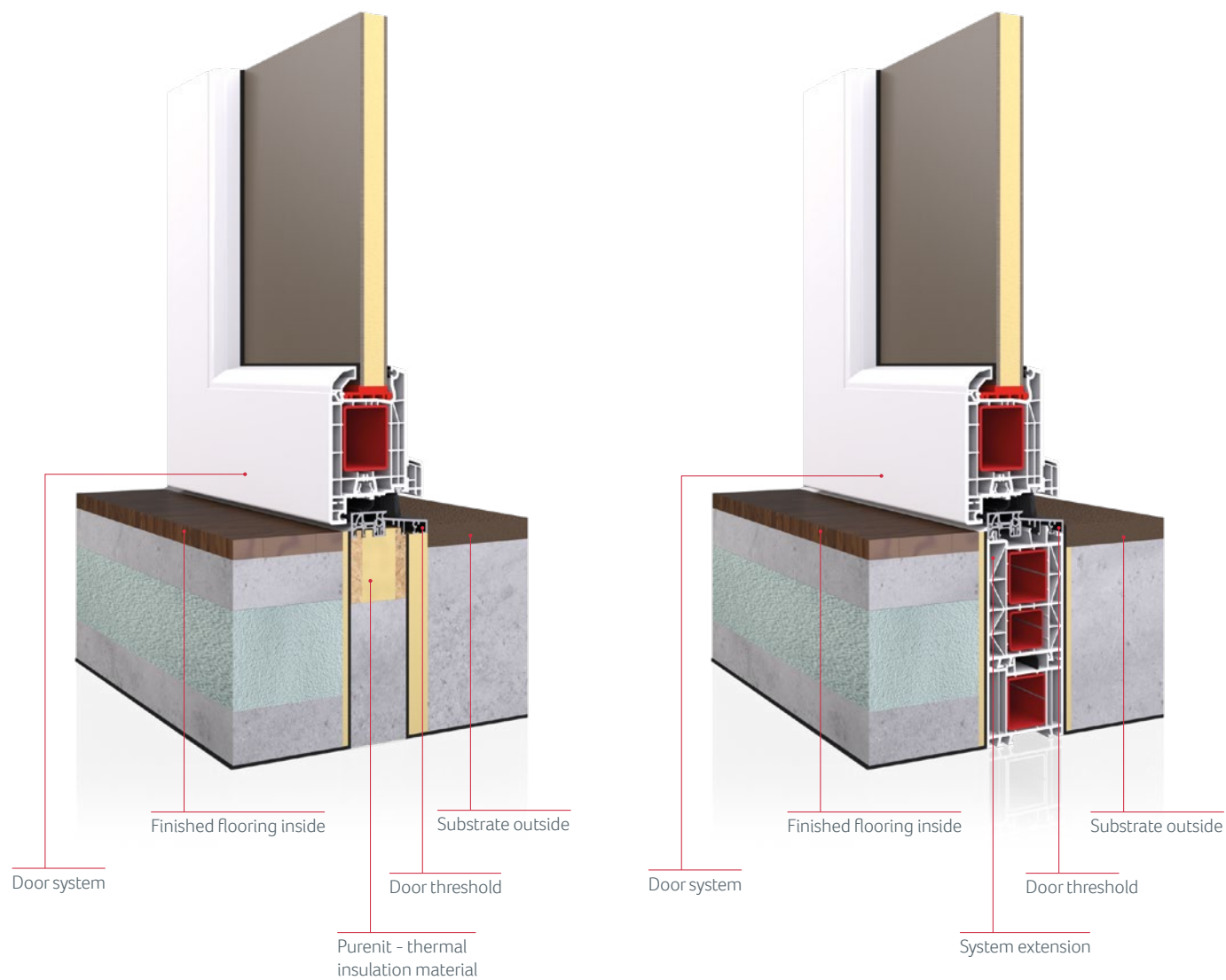
Available colours from the TEKNOS and RAL colour charts. It is possible to apply matt coating.



Installation

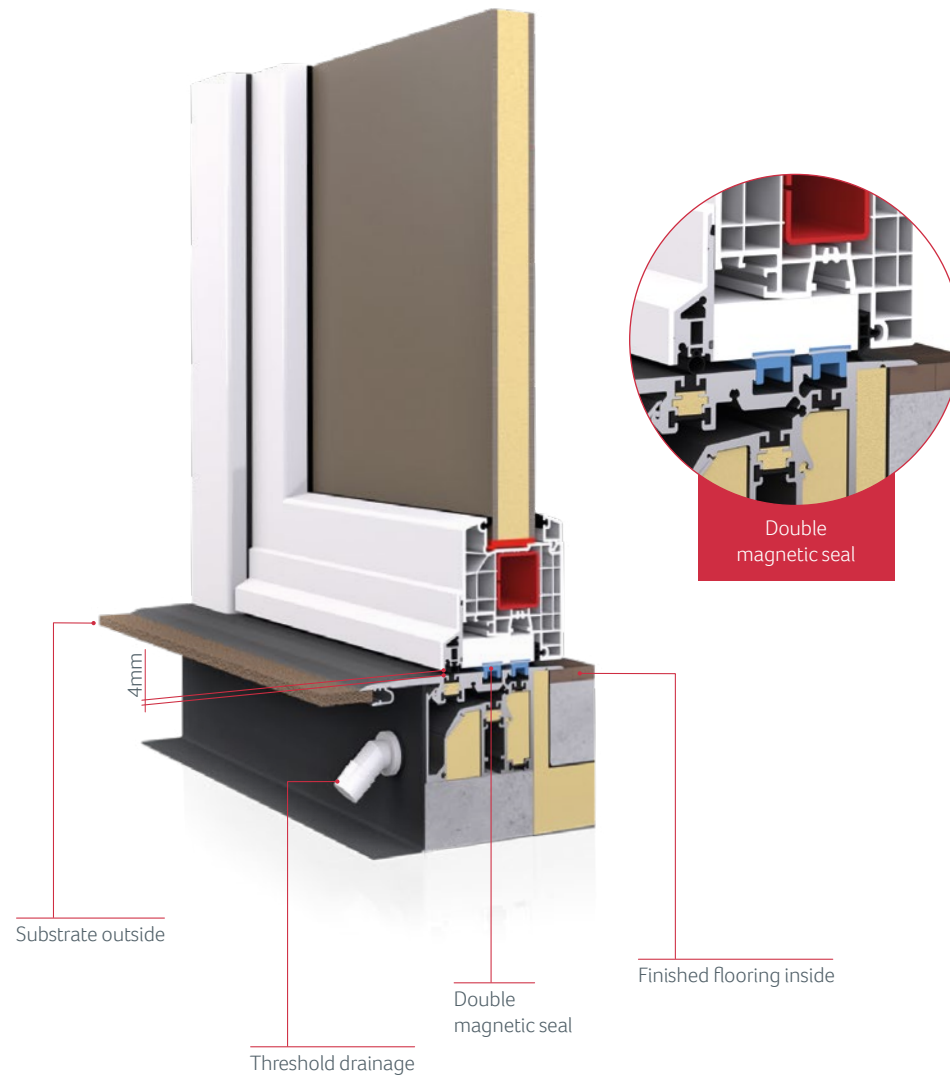
Entrance doors are the barrier beyond which the outside world ends and our inside, harmonious world begins. Sometimes, however, this harmony is disturbed by cold air coming inside. The cause of the incoming cold air erroneously turns out to be the wrong choice of the door.

The installation of a warm threshold is available in two versions. The customer may choose installation with insulation material – PURENIT or installation on PVC system extension. Regardless, in both cases the customer will receive proper thermal insulation below the flooring. This solution prevents thermal bridges and thus the influx of cold air to the inside.



No-threshold external door for construction

- Double magnetic seal in a completely flat threshold
- Levelling with the flooring surface up to 30 mm
- Air permeability class 4 as per DIN EN 12207
- Acoustic insulation coefficient $R_w = 43$ dB





Wide range

Our range of products not only includes doors, but also windows, sliding systems, gates, fences, roller shutters, insect screens. We have earned the trust of millions of customers, domestically and abroad.

With carefully selected components, many years of experience and care for the highest quality, our products meet the best technical specifications.







Eko-Okna S.A. | 47-480 Kornice | ul. Spacerowa 4 | www.ekookna.com

The publication does not constitute a commercial offer. It is not a basis for submitting complaints.
Presented photographs are illustrative pictures, not actual product photos.